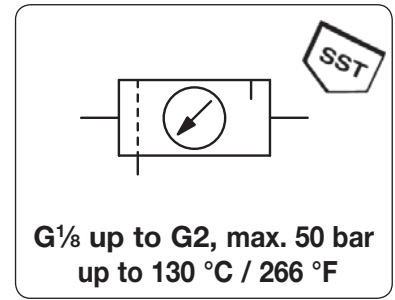


# Druckluft-Wartungseinheiten komplett aus Edelstahl, bis 50 bar C3000

<b>Description</b>	FRL service unit completely made of stainless steel. Application examples are the chemistry, petroleum processing as well as food industry and medical technology.		
<b>Media</b>	compressed air, gases or liquids		
<b>Supply pressure</b>	max. 50 bar at C3002,	max. 30 bar at C3003,	optionally max. 50 bar (all without drain)
<b>Adjustment</b>	by hexagon socket screw with locknut		
<b>Relieving function</b>	relieving, optionally non-relieving		
<b>Gauge port</b>	G $\frac{1}{4}$ on both sides of the body, G $\frac{1}{2}$ at C3002-01, one screw plug supplied		
<b>Filter element</b>	50 $\mu$ m, optionally 5 $\mu$ m, made of stainless steel		
<b>Bowl</b>	stainless steel version without sight glass		
<b>Drainage</b>	screw plug as standard,	optionally manual drain (max. 30 bar) or automatic drain (max. 16 bar)	
<b>Temperature range</b>	-20 °C to 60 °C / -4 °F to 140 °F for NBR/Buna-N, EPDM or FKM -20 °C to 130 °C / -4 °F to 266 °F for high temperature version, or low temperature version down to -40 °C / -40 °F		
<b>Material</b>	Body / Bowl: stainless steel 316L, material no. 1.4404 Inner valve: stainless steel 316L / 1.4404 Diaphragm: NBR/Buna-N with PTFE coating, optionally EPDM or FKM O-rings: FKM, optionally EPDM		



Dimensions			FRL service unit	Flow rate	Connection thread	Order number
A	B	C	consisting of	m <sup>3</sup> /h*1	l/min*1	G

FRL unit, 2-part			supply: max. 50 bar, outlet: 0.5...8 bar, 50 $\mu$ m, screw plug, relieving, with pressure gauge	C3002			
90	150	80	B+L3000	33	550	G $\frac{1}{8}$	C3002-01
138	240	125		51	850	G $\frac{1}{4}$	C3002-02
138	240	125		57	950	G $\frac{3}{8}$	C3002-03
168	250	130		138	2300	G $\frac{1}{2}$	C3002-04
188	307	165		342	5700	G $\frac{3}{4}$	C3002-06
188	307	165		350	6000	G1	C3002-08



C3002-04

FRL unit, 3-part			supply: max. 50 bar, outlet: 0.5...8 bar, 50 $\mu$ m, screw plug, relieving, with pressure gauge	C3003			
212	167	129	F+R+L3000	51	850	G $\frac{1}{4}$	C3003-02
257	171	136		138	2300	G $\frac{1}{2}$	C3003-04
324	283	217		342	5700	G $\frac{3}{4}$	C3003-06
324	283	217		350	6000	G1	C3003-08
539	385	257		720	12000	G1 $\frac{1}{2}$	C3003-12
539	385	257		780	13000	G2	C3003-B6



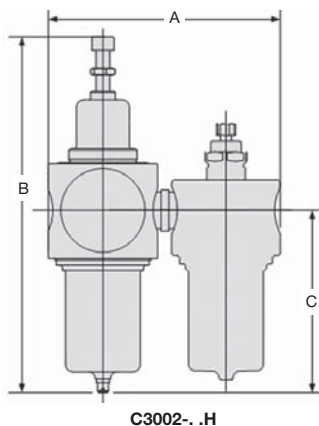
C3003-04

## Special options, add the appropriate letter or number

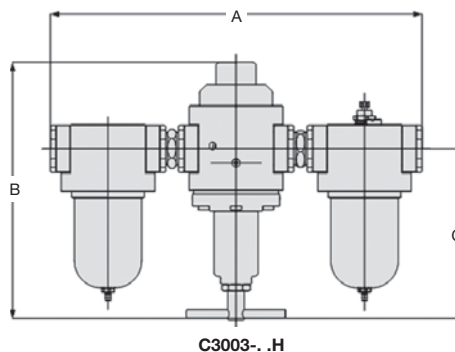
<b>5 <math>\mu</math>m filter element</b>		for G $\frac{1}{4}$ and G $\frac{3}{4}$ for G1 for G1 $\frac{1}{2}$ and G2	C300...G C300...G C300...G C300...N C300...B C300...D C300...H C300...R C300...X51 C300...X54 C300...E C300...F.
<b>NPT connection thread</b>			
<b>0.2 ... 3 bar pressure range</b>			
<b>1.0 ...15 bar pressure range</b>	P <sub>1</sub> max. 50 bar		
<b>manual drain</b>	max. 30 bar		
<b>automatic drain</b>	max. 16 bar	for G $\frac{1}{4}$ up to G2	
<b>up to -40 °C / -40 °F</b>	low temperature version		
<b>up to 130 °C / 266 °F</b>	high temperature version		
<b>EPDM elastomer</b>			
<b>flange connection</b>	see end of the chapter / flanges		

## Accessories, enclosed

<b>mounting bracket</b>	for G $\frac{1}{8}$	(C3002)	<b>BW30-03S</b>
<b>mounting nut</b>			<b>M30x1,5S</b>
<b>mounting bracket</b>	for G $\frac{1}{4}$ to G $\frac{3}{8}$	(C3002), for G $\frac{1}{4}$ (C3003)	<b>BW45-03S</b>
<b>mounting nut</b>			<b>M45x1,5S</b>
<b>mounting bracket</b>	for G $\frac{1}{2}$ to G1	(C3002), for G $\frac{1}{2}$ (C3003)	<b>BW50-01S</b>
<b>mounting nut</b>			<b>M50x1,5S</b>
<b>mounting bracket</b>		for G $\frac{3}{4}$ to G1 (C3003)	<b>BW00-27S</b>

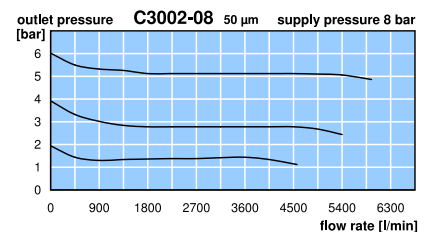
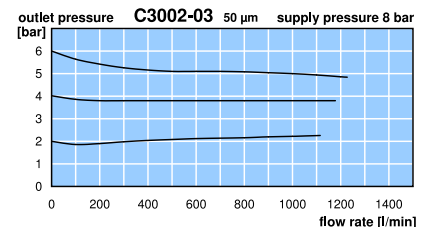


C3002-.H



C3003-.H

\*1 at 8 bar supply pressure, 6 bar outlet pressure and 1 bar pressure drop



**Further details:** see chapter for single devices  
**Spare parts:** see separate spare parts list

PDF CAD  
www.aircom.net

**Order example:**  
C3002-01