
LMU 209


Load Monitoring Unit

FEATURES

- Signal-conditioning of strain gauge sensors
- Very large zero-adjusting range
- Universal input ranges from 0.5 mV/V to 4 mV/V
- Two calibrated outputs: voltage and current
- Selectable bridge supply voltage
- Polycarbonate housing for mounting on DIN-rails or aluminum housing available for harshes applications

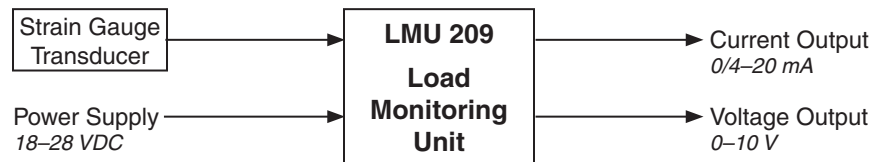
DESCRIPTION

The LMU 209 is a versatile strain gauge amplifier, designed for signal conditioning and interfacing low level signals to programmable logic controllers (PLCs) or any control unit with analog inputs. The LMU 209 features both voltage and current-type outputs with life zero. Due to its integrated DIP-switches, the amplifier can be easily configured to the desired input nulling ranges.



This modularized amplifier is ready for snap-on mounting to DIN-rails. All wires are connected to screw terminals.

SYSTEM CONFIGURATION



The LMU 209 is used with Magtrol Load Measuring Pins which measure load and force and provide overload protection. Magtrol also offers a wide range of Load-Force-Weight Transducers in various executions and accuracy classes and our Digital Process Monitors/ Signal Conditioners measure and display load, force and weight from signals generated by strain gauge transducers.

TECHNICAL CHARACTERISTICS

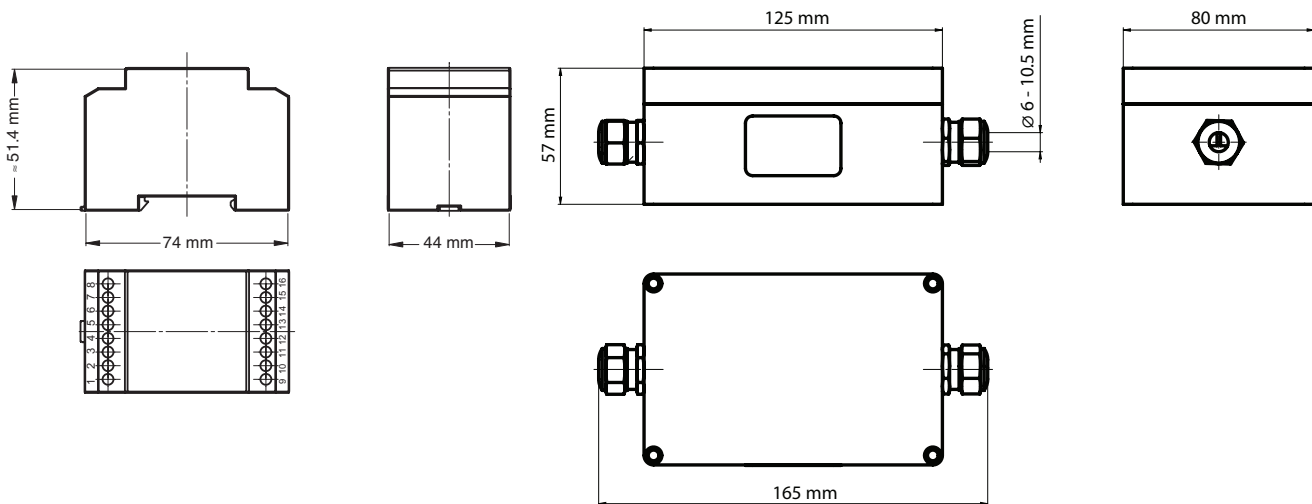
INPUT CHARACTERISTICS	
Power Supply	
Supply	18...28 VDC / 70 mA
Ripple Voltage	max. 1 Vpp / 50 Hz
Bridge Signal	
Sensitivity Ranges	0.5 mV/V to 1.5 mV/V 1.5 mV/V to 4.0 mV/V
Sensitivity (default)	1 mV/V
Input-resistance Sensor	5 V: 120 Ω to 10 kΩ 10 V: 330 Ω to 10 kΩ
Bridge Supply Voltage	5 VDC or 10 VDC (selectable)
OUTPUT CHARACTERISTICS	
Voltage Output	0–10 V @ R_{load} 3 kΩ
Current Output	0/4–20 mA @ R_{load} 0 to 800 Ω
Calibration Signal	100% (10 V or 20 mA) ± 0.8%

TRANSFER CHARACTERISTICS	
Adjustment Sensitivity	Adjustment using 10-turn potentiometer
Zero Coarse Adjustment Range	±75%, in 5 ranges with switches
Zero Fine Adjustment	Adjustment using 10-turn potentiometer
Zero Adjustment Range	±10 mV
Zero Drift vs. Temperature	< 0.01% / °C
Linearity Error	< 0.05 %
Noise	max. 20 mVpp (0...5kHz)
Frequency Response	0 Hz to 3 kHz (-3 dB)
F.R. with selectable low-pass filter	0 Hz to 500 Hz (-3 dB)
ENVIRONMENTAL CHARACTERISTICS	
Operating Temperature	-20 °C to +60 °C
Protection Class	IP 52: Polycarbonate housing IP 65: Aluminum housing
EMC	According to EN 61000-4
MECHANICAL CHARACTERISTICS	
Housing Material	PC-F, UL94 V-0 polycarbonate or aluminum

DIMENSIONS

Polycarbonate housing

Aluminum housing



Due to the continual development of our products, we reserve the right to modify specifications without forewarning.


www.magtrol.com

MAGTROL INC
 70 Gardenville Parkway
 Buffalo, New York 14224 USA
 Phone: +1 716 668 5555
 Fax: +1 716 668 8705
 E-mail: magtrol@magtrol.com

MAGTROL SA
 Route de Montena 77
 1728 Rossens/Fribourg, Switzerland
 Phone: +41 (0)26 407 3000
 Fax: +41 (0)26 407 3001
 E-mail: magtrol@magtrol.ch

Subsidiaries in:
 Germany • France
 China • India
 Worldwide Network
 of Sales Agents

