

Global Presence

Enidine is a diversified leading manufacturer of highly engineered critical components and customized technology solutions for growing industrial end-markets in energy infrastructure, electronics, aerospace and transportation. Building on its heritage of innovation, we partner with our customers to deliver enduring solutions to the key industries that underpin our modern way of life.

We provide custom energy absorption protection products such as JARRET for unique steel mill applications worldwide.


Enidine's engineering staff and technical sales personnel are available to assist you with all of your application needs.

- With a proven track record of operating with lean manufacturing, Enidine produces higher quality custom products with greater efficiency and within shorter lead times.
- Enidine manufacture's all of our products in-house, giving you fast reliable service to meet your critical application needs with on-time delivery.
- Here at Enidine we have a proven track record in the infrastructure market with cutting edge technologies and engineering support, we can provide a custom solution to meet any need globally..

Our website features a worldwide representative lookup to help facilitate fast, localized service at www.enidine.com. For application assistance call our help line at 1.800.852.8508.



JARRET Springs for Work Roll Chock Separation



Enidine
7 Centre Drive
Orchard Park, New York 14127 • USA
Phone: 716-662-1900
Fax: 716-667-1909
Email: industrialsales@enidine.com
www.enidine.com

An ITT Company

IND762R2 4/20

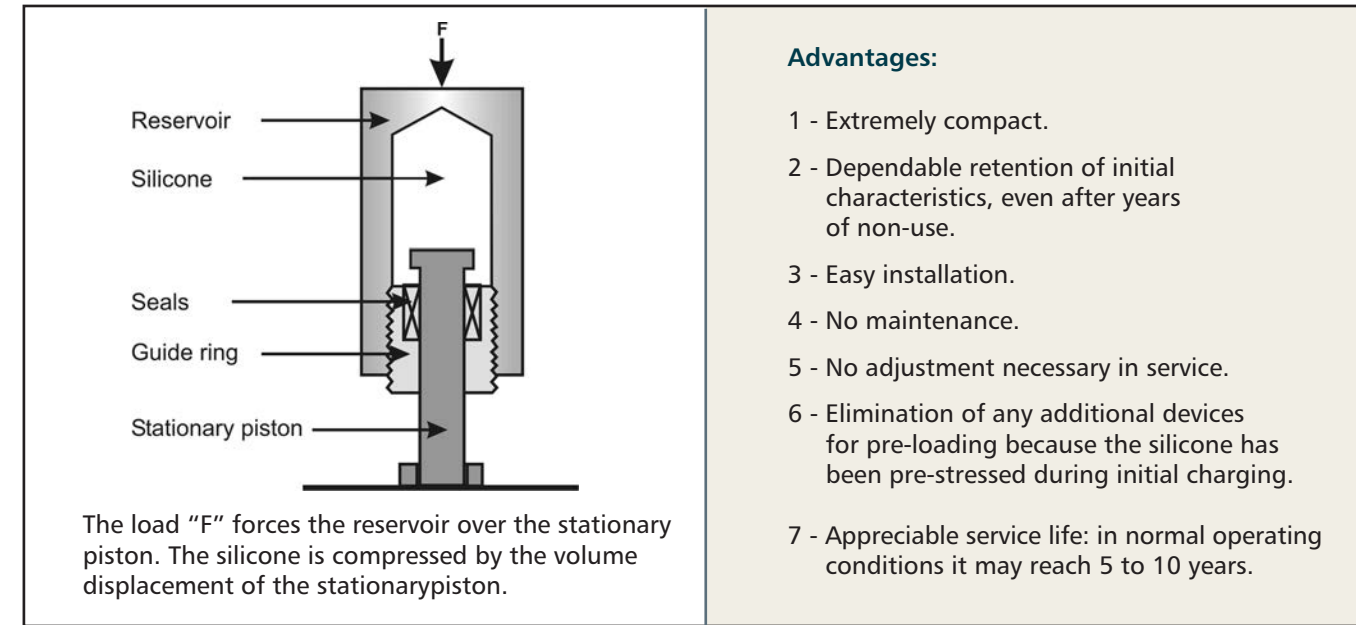
ENIDINE

JARRET Springs for Automatic Work Roll Chock Separation

INTRODUCTION

JARRET devices are designed and built on the principle of the compression, and the shear characteristics, of specially formulated silicone compounds (JARRET patents). These characteristics enable the JARRET device to be designed as an energy storing device (a spring) or an energy dissipating device (a shock absorber) or a combination of both. By modifying the geometry of the unit and selecting an appropriate silicone compound, emphasis can be placed either on the energy storing function or on the energy dissipating function

OPERATING CONDITIONS OF THE JARRET SPRING



JARRET SPRINGS FOR AUTOMATIC WORK ROLL CHOCK SEPARATION

The weight of the top work roll and chock assembly is supported on two or four JARRET springs. The units are pre-stressed to a load approximately 10% higher than the weight of the top roll assembly. Consequently, when the top roll assembly is resting on the springs, there is no movement or compression.

When the top back-up roll is forced down on the top work roll to the desired roll gap, the JARRET units are compressed and remain in the compressed position during the rolling operation.

When the top back-up roll is removed, the JARRET units force the top work roll and chock assembly upwards to their fully extended position, maintaining the two work rolls at a constant center-to-center distance.

The JARRET spring is located in a vertical cavity in the bottom work roll chock, with the piston facing down, resting on the bottom of the cavity or on a replaceable thrust plate.

The JARRET device acts as a compact, high-quality dependable spring:

- a) It maintains the top work roll assembly in an elevated position when the mill is not running, yet does not interfere with the rolling operation.
- b) The work rolls are maintained separated at a constant center-to-center distance during installation, removal and transfer of rolls.

- c) The rolls are prevented from coming into contact with one another, thereby avoiding damage to the roll surfaces.
- d) The use of JARRET springs eliminates the need to jack up the top work roll and then block or latch for correct roll separation on fixed centers. In doing so it eliminates the need for additional shimming required for the safe and stable transportation of roll assemblies and obviates the need for troublesome latching mechanisms.
- e) The use of JARRET springs "reduces time required for roll changing" to one-fourth of the time taken by conventional methods.
- f) In some applications JARRET springs can be used for back-up roll counter balance.

By the use of hydraulic pressure under the JARRET springs, the top work roll assembly may be raised higher than the normal extended position the spring allows. This is achieved by the hydraulic pressure raising the complete spring off its seat in the base of the cavity. During rolling, this hydraulic pressure may be used to create upward forces to correct roll bending, reduce work roll skidding or counterbalance the top back-up roll

Stroke calculation:

$$S = \text{maximum diameter} - \text{minimum diameter} + d + \text{extra}$$

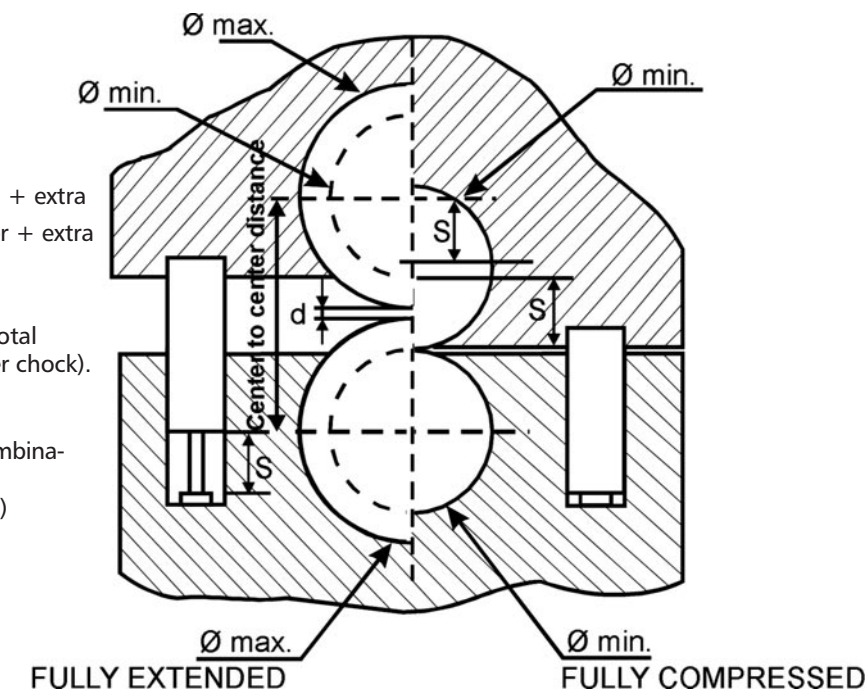
$$S = \text{center to center distance} - \text{minimum diameter} + \text{extra}$$

Load per JARRET spring calculation:

Top work roll chock assembly weight divided by total number of JARRET springs used (generally two per chock).

Note:

JARRET springs may also be used as plungers in combination with hydraulic pressure (as for roll bending, etc...)



Hysteresis

The actual hysteresis is between 5 and 10 percent and does not in practice negatively affect strip shape control or AGC.

Temperature

JARRET Springs use silicone compounds that retain their properties over a wide temperature range. However, since their coefficient of expansion is greater than that of steel, a variation in temperature causes a change in force level. All force values listed for any spring are rated at a temperature of +20° C.

- Allowable extremes: - 40° C to + 70° C
- Recommended limits: - 20° C to + 50° C

Applications

Hot strip mills, Cold strip mills, Skin pass mills, Tin mills, Temper mills, Plate mills, Slab/Bloom mills, Bar mills, Rod mills.

References (Mill Manufacturers)

U.S.A.	SMS-DEMAG	CANADA	DOMINION ENGINEERING WORKS	
	DMS - BLISS			
GERMANY	FATA-HUNTER	AUSTRIA	VOEST ALPINE	
	MORGAN CONSTRUCTION			
	DANIELI UNITED ENGINEERING		JAPAN	I.H.I.
	TIPPINS, INC.			HITACHI
		FRANCE	VAI CLECIM	

DATA REQUIRED TO SELECT A JARRET SPRING

