

# ETP HYDRO-GRIP® SLENDER

**SLENDER  
DESIGN**



## Features and benefits

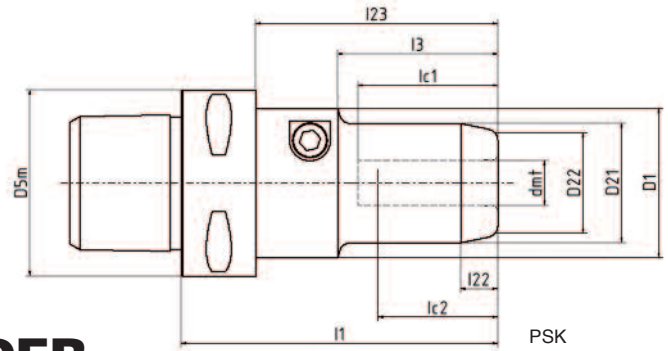
- For drilling to semi-roughing
- High clamping force
- Slender design enabling improved accessibility
- Easy handling

## Hydraulic high precision toolholder – Slender version

With its slender design this ETP HYDRO-GRIP® holder enables an improved accessibility when machining. Tools changes are

made quickly, easily and with a high level of precision. The high clamping force guarantees a secure clamping of your milling,

drilling and reaming tools. With a minimum tool runout a good surface finish is achieved along with an extended tool life.

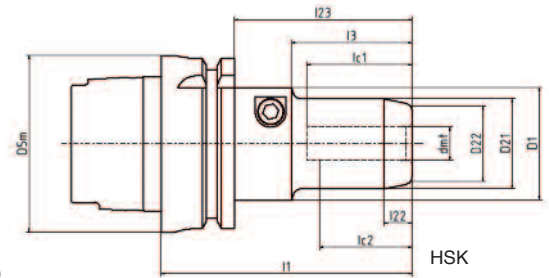


## ETP HYDRO-GRIP® SLENDER

Hydraulic high precision toolholder – Slender version

### Technical Specification PSK form

Coupling size	Ordering code	Dimensions, mm										
		$D_{5m}$	$dm_t$	$D_1$	$D_{21}$	$D_{22}$	$l_1$	$l_3$	$l_{22}$	$l_{23}$	$l_{c1}$	$l_{c2}$
C4	HG SLENDER-12/C4	40	12	40	32	28	81	43	10		40	35
	HG SLENDER-16/C4	40	16	40	38	34	91	53	10		50	45
	HG SLENDER-20/C4	40	20	50	40	36	101	55	10		52	46
	HG SLENDER-25/C4	40	25	50	45	41	105	59	10		56	50
C5	HG SLENDER-12/C5	50	12	40	2	28	85	43	10	65	40	35
	HG SLENDER-16/C5	50	16	40	38	34	95	53	10	75	50	45
	HG SLENDER-20/C5	50	20	50	40	36	93	55	10		52	46
	HG SLENDER-25/C5	50	25	50	45	41	97	59	10		56	50
C6	HG SLENDER-12/C6	63	12	40	32	28	87	43	10	65	40	35
	HG SLENDER-16/C6	63	16	40	38	34	97	53	10	75	50	45
	HG SLENDER-20/C6	63	20	50	40	36	97	55	10	75	52	46
	HG SLENDER-25/C6	63	25	50	45	41	101	59	10	79	56	50
C8	HG SLENDER-12/C8	80	12	40	32	28	94	43	10	64	40	35
	HG SLENDER-16/C8	80	16	40	38	34	104	53	10	74	50	45
	HG SLENDER-20/C8	80	20	50	40	36	103	55	10	72	52	46
	HG SLENDER-25/C8	80	25	50	45	41	107	59	10	76	56	50



## ETP HYDRO-GRIP® SLENDER

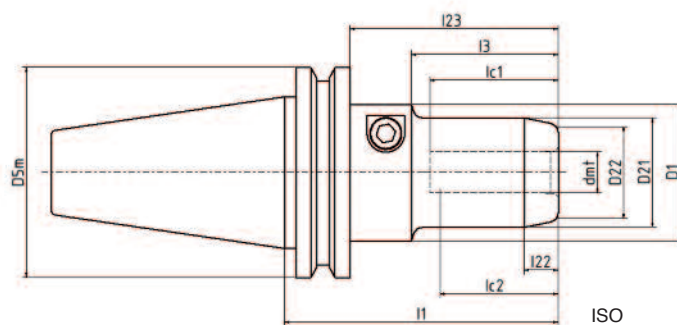
Hydraulic high precision toolholder – Slender version

### Technical Specification HSK form A/C

HSK size	Ordering code	Dimensions, mm										
		$D_{5m}$	$dm_t$	$D_1$	$D_{21}$	$D_{22}$	$l_1$	$l_3$	$l_{22}$	$l_{23}$	$l_{c1}$	$l_{c2}$
63	HG SLENDER-12/HSK63	63	12	40	32	28	89,5	63,5	10	43	40	35
	HG SLENDER-16/HSK63	63	16	40	38	34	99,5	73,5	10	53	50	45
	HG SLENDER-20/HSK63	63	20	50	40	36	102	76	10	55	52	46
	HG SLENDER-25/HSK63	63	25	50	45	41	106	80	10	59	56	50
100	HG SLENDER-12/HSK100	100	12	40	32	28	95	66	10	43	40	35
	HG SLENDER-16/HSK100	100	16	40	38	34	105	76	10	53	50	45
	HG SLENDER-20/HSK100	100	20	50	40	36	107	78	10	55	52	46
	HG SLENDER-25/HSK100	100	25	50	45	41	111	82	10	59	56	50

- From stock.
- Short delivery time.
- On request.

$l_1$  = programming length



# ETP HYDRO-GRIP® SLENDER

## Hydraulic high precision toolholder – Slender version

### Technical Specification ISO Form A

			Dimensions, mm										
Spindle design	Taper	Ordering code	$D_{5m}$	$dm_t$	$D_1$	$D_{21}$	$D_{22}$	$l_1$	$l_3$	$l_{22}$	$l_{23}$	$l_{c1}$	$l_{c2}$
○ ISO 7388/1	○ ISO40	● HG SLENDER-12/ISO40	63,55	12	40	32	28	80	43	10	60,9	40	35
		○ HG SLENDER-16/ISO40	63,55	16	40	38	34	90	53	10	70,9	50	45
		○ HG SLENDER-20/ISO40	63,55	20	50	40	36	100	55	10	80,9	52	46
		○ HG SLENDER-25/ISO40	63,55	25	50	45	41	104	59	10	84,9	56	50
○ ISO 7388/1	○ ISO50	● HG SLENDER-12/ISO50	97,5	12	40	32	28	80	43	10	60,9	40	35
		○ HG SLENDER-16/ISO50	97,5	16	40	38	34	90	53	10	70,9	50	45
		○ HG SLENDER-20/ISO50	97,5	20	50	40	36	92	55	10	72,9	52	46
		○ HG SLENDER-25/ISO50	97,5	25	50	45	41	96	59	10	76,9	56	50
○ MAS-BT 403	○ ISO40	● HG SLENDER-12/BT40	63	12	40	32	28	88	43	10	61	40	35
		○ HG SLENDER-16/BT40	63	16	40	38	34	98	53	10	71	50	45
		○ HG SLENDER-20/BT40	63	20	50	40	36	100	55	10	73	52	46
		○ HG SLENDER-25/BT40	63	25	50	45	41	104	59	10	77	56	50
○ MAS-BT 403	○ ISO50	● HG SLENDER-12/BT50	100	12	40	32	28	99	43	10	61	40	35
		○ HG SLENDER-16/BT50	100	16	40	38	34	109	53	10	71	50	45
		○ HG SLENDER-20/BT50	100	20	50	40	36	111	55	10	73	52	46
		○ HG SLENDER-25/BT50	100	25	50	45	41	115	59	10	77	56	50
○ CAT V	○ 40	● HG SLENDER-12/CAT40	63,5	12	40	32	28	81	43	10	61,95	40	35
		○ HG SLENDER-16/CAT40	63,5	16	40	38	34	91	53	10	71,95	50	45
		○ HG SLENDER-20/CAT40	63,5	20	50	40	36	116	55	10	96,95	52	46
		○ HG SLENDER-25/CAT40	63,5	25	50	45	41	120	59	10	100,95	56	50
○ CAT V	○ 50	● HG SLENDER-12/CAT50	98,4	12	40	32	28	81	43	10	61,95	40	35
		○ HG SLENDER-16/CAT50	98,4	16	40	38	34	91	53	10	71,95	50	45
		○ HG SLENDER-20/CAT50	98,4	20	50	40	36	93	55	10	73,95	52	46
		○ HG SLENDER-25/CAT50	98,4	25	50	45	41	97	59	10	77,95	56	50

- From stock.
- Short deliverytime.
- On request.

$l_1$  = programming length