

Description High-capacity diaphragm regulator of solid design suitable for many applications. Ideal for installations where constant line pressure at wide flow variations. From size G2 on it is a pilot-operated piston regulator with an excellent regulation characteristic curve. Control is effected by a pressure regulator with external feedback.

Media compressed air or non-corrosive gases

Supply pressure max. 21 bar

Air consumption from size G2 on the regulator's air consumption is about 0.1 l/min.

Adjustment by T-handle with locknut
from size G2 on by plastic knob with snap-lock on the pilot regulator
up to size G½ optionally by handwheel for control panel integration

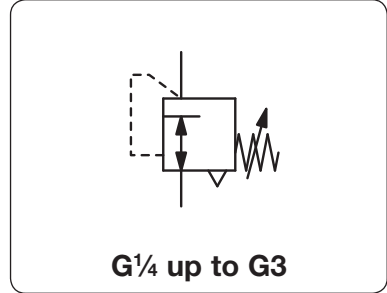
Relieving function relieving, optionally non-relieving

Gauge port G¼ on both sides of the body, screw plugs supplied

Temperature range 0 °C to 50 °C / 32 °F to 122 °F, for appropriately conditioned compressed air down to -30 °C / -22 °F

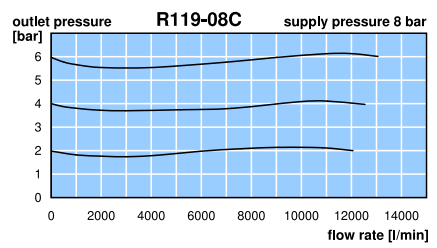
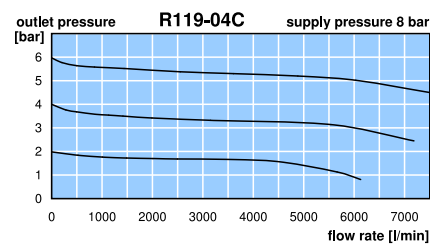
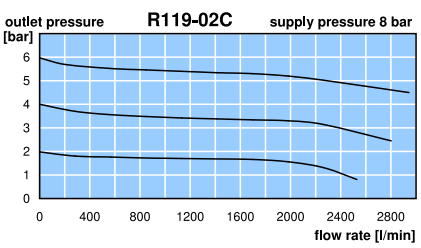
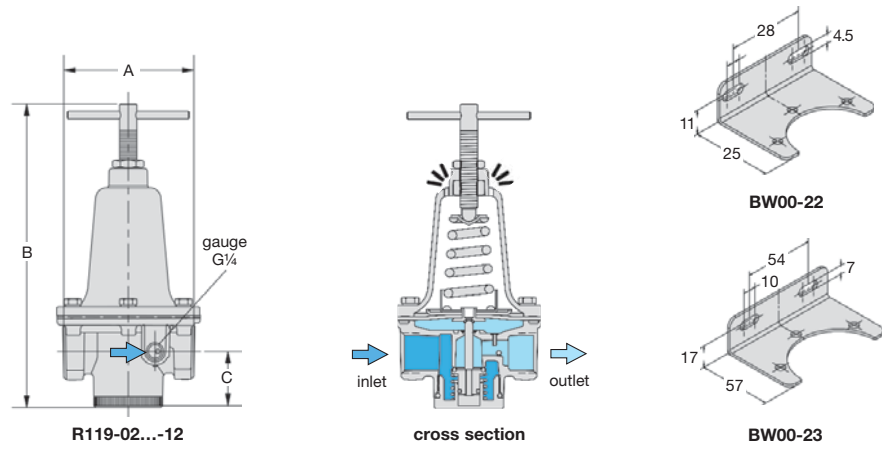
Material Body: zinc die-cast
Diaphragm: NBR/Buna-N

Mounting position any
Inner valve: brass
Bottom screw: reinforced nylon



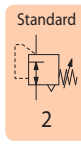
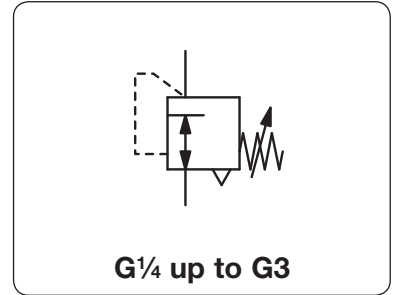
Dimensions			Kv value (m³/h)	Flow rate		Connection thread G	Pressure range bar	Order number
A mm	B mm	C mm		m³/h*1	l/min*1			

Standard pressure regulator							supply pressure max. 21 bar, relieving, without pressure gauge	R119
70	157	35	1.5	150	2500	G¼	0.2...1.8 0.2...4.0 0.3...9.0 0.5...17	R119-02A R119-02B R119-02C R119-02D
70	157	35	1.7	168	2800	G¾	0.2...1.8 0.2...4.0 0.3...9.0 0.5...17	R119-03A R119-03B R119-03C R119-03D
83	172	38	3.6	360	6000	G½	0.2...1.8 0.2...4.0 0.3...9.0 0.5...17	R119-04A R119-04B R119-04C R119-04D
113	265	49	5.4	540	9000	G¾	0.3...9.0 0.5...17	R119-06C R119-06D
113	265	49	6.0	600	10000	G1	0.3...9.0 0.5...17	R119-08C R119-08D



*1 at 8 bar supply pressure, 6 bar outlet pressure and 1 bar pressure drop

Description	High-capacity diaphragm regulator of solid design suitable for many applications. Ideal for installations where constant line pressure at wide flow variations. From size G2 on it is a pilot-operated piston regulator with an excellent regulation characteristic curve. Control is effected by a pressure regulator with external feedback.	
Media	compressed air or non-corrosive gases	
Supply pressure	max. 21 bar	
Air consumption	from size G2 on the regulator's air consumption is about 0.1 l/min.	
Adjustment	by T-handle with locknut from size G2 on by plastic knob with snap-lock on the pilot regulator up to size G½ optionally by handwheel for control panel integration	
Relieving function	relieving, optionally non-relieving	
Gauge port	G¼ on both sides of the body, screw plugs supplied	
Temperature range	0 °C to 50 °C / 32 °F to 122 °F, for appropriately conditioned compressed air down to -30 °C / -22 °F	
Material	Body: zinc die-cast	Inner valve: brass
	Diaphragm: NBR/Buna-N	Bottom screw: reinforced nylon



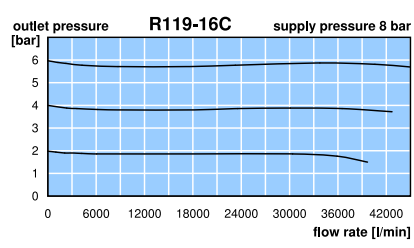
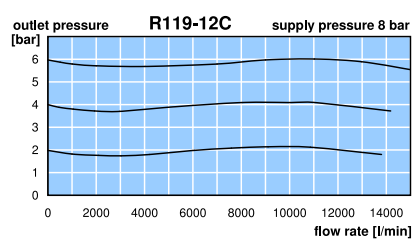
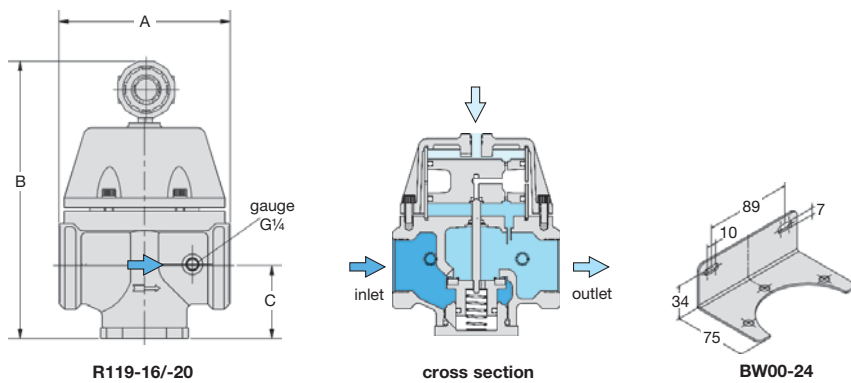
Dimensions			K _v value (m³/h)	Flow rate (m³/h*1 / min*1)	Connection thread G	Pressure range bar	Order number
A mm	B mm	C mm					

Standard pressure regulator							supply pressure max. 21 bar, relieving, without pressure gauge	R119
126	275	48	6.6	660	11 000	G1¼	0.3... 9.0 0.5... 17	R119-10C R119-10D
126	275	48	7.2	720	12 000	G1½	0.3... 9.0 0.5... 17	R119-12C R119-12D
186	300	79	35.4	2520	42 000	G2	0.2... 1.8 0.2... 4.0 0.3... 9.0 0.5... 17	R119-16A R119-16B R119-16C R119-16D
186	300	79	37.1	2640	44 000	G2½	0.2... 1.8 0.2... 4.0 0.3... 9.0 0.5... 17	R119-20A R119-20B R119-20C R119-20D
214	360	95	56.0	6600	110 000	G3	0.2... 1.8 0.2... 4.0 0.3... 9.0 0.5... 17	R119-24A R119-24B R119-24C R119-24D



Special options, add the appropriate letter		
NPT	connection thread	R119-... N
non-relieving	without relieving function	R119-... K
FKM elastomer		for G¼ to G1½ R119-... X64
FKM elastomere	mit Handrad, Lochdurchmesser 16 mm	for G3 R119-24.X64
panel mounting	siehe Kapitel Edelstahlgeräte / Flansche	for G¼ to G½ R119-... P
flange connection		R119-... F
PWIS-free	for painting plants	R119-... LA

Accessories, enclosed		
pressure gauges	Ø 50 mm, 0...*2 bar, G¼ Ø 63 mm, 0...*2 bar, G¼	for G¼ to G½ MA5002-... *2 for G¾ to G2½ MA6302-... *2
mounting bracket	made of steel	for G¼ and G¾ BW00-22 for G½ BW00-23 for G¾ to G1½ BW00-24



*1 at 8 bar supply pressure, 6 bar outlet pressure and 1 bar pressure drop
*2 02 = 0...2.5 bar, 04 = 0...4 bar, 06 = 0...6 bar, 10 = 0...10 bar, 16 = 0...16 bar