



VisualContact



LightGames

*irlbacher* BLICKPUNKT GLAS

CELESTE PARENTE  
www.irlbacher.com

**Works I (Administration-Production)**  
Am Steinbühl 4  
D-92539 Schönsee-Dietersdorf  
Tel. + 49 (0) 96 74/92 02-0  
Fax + 49 (0) 96 74/92 02-30  
info@irlbacher.com

**Works II (Production)**  
Am Lauber Berg 2  
D-92539 Schönsee  
Tel. + 49 (0) 96 74/92 00-0  
Fax + 49 (0) 96 74/92 00-20  
www.irlbacher.com

Glass for your lighting needs!

INGROUND LIGHTS



Stepped / Diagonal / Ribbed

Slip resistant printing



Innovations

with know-how:

By developing

new products and

continually improving

our existing range

we are your ideal partner,

anywhere in the world.



GLASS TUBING cut and drilled




with pictograms

Wide variety of glass types

POST and WALL MOUNTED GLASS COMPONENTS

Custom designs drilled and printed



STATION LIGHTING

TUNNEL AND STREET LIGHTING

QUALITY ASSURANCE AND CONTROL

The manufacturing units of Irlbacher Glass are subject to the strictest of quality standards and controls.

Complex testing procedures and production data acquisition guarantee absolute reliability and safety.



TESTING

HEAT RESISTANCE

Toughened safety glass up to 280°C  
toughened borosilicate glass up to 320°C  
glass-ceramics up to 700°C

- Ball drop test (Joule test)
- Compressive stress test (mechanical stability)
- Temperature shock resistance test
- Heat-Soak-Test
- Optics of stress and strain
- Measuring of transmission, absorption and reflection
- Measuring by means of profile projection
- Measuring of surface roughness



Colour - focus – and diffuse light

GLASS SCREENS



TEXTURED GLASS  
- printed and toughened

GLUED ASSEMBLIES



GLASS TO GLASS

GLASS TO METAL

Glass products for


- Hazardous area lighting
- Orientation lighting
- Lighting on ships
- Underwater lighting
- Medical lighting
- Studio lighting
- Light switches

ShopLighting

- Colour effect filters
  - Food filters
  - Conversion filters
  - Signal glass
  - Ornamental glass
  - Laminated glass
- with intermediate metal ply  
and ribbed glass for directing light

Assemblies

CONTOUR CUT AND POLISHED GLASS



DesignerGlass



Complete assemblies from diverse components, e.g. fixing attachments, anti-glare devices, silicone washers, plastic rings etc.

FurtherApplications

We will turn your ideas into reality!  
 We work closely with  
 designers, customers  
 and manufacturers  
 to develop our  
 in-house products.  
 We utilise state of the art  
 technology, versatile machinery  
 and a comprehensively  
 stocked warehouse of raw glass.

DOMESTIC LIGHTING

OFFICE LIGHTING

FLOOR CHANNEL  
 MOUNTED  
 DIRECTIONAL  
 LIGHTING



TOUGHENED SAFETY GLASS

Ornamental ring,  
 printed or frosted

ILLUMINATED CEILINGS

Various qualities of  
 laminated glass with  
 either transparent or  
 matt film (white flashed opal,  
 tinted glass, Optiwhite)

LIGHTING ENGINEERING

Our glass is designed  
 to let the light shine  
 in the most diverse  
 of applications –  
 be it glass for technical  
 applications, design,  
 furniture or lighting,  
 all of the highest quality.



EMERGENCY EXIT SIGNS




polished ribbed glass



Curved glass



Cylindrical grinding



Glass cube, frosted

Luminaire covers –  
 curved, printed and drilled

FLUORESCENT TUBE  
 WITH OBLONG REFLECTOR