


NEW

Underground garage rolling shutter / rolling grille TGT



Industrial Rolling Shutters and Rolling Grilles

Sturdy and reliable in tough daily use





better|worx





Hörmann brand quality	4
Sustainable production	6
Good reasons to try Hörmann	8
Application areas	10

Door types

SB rolling shutter / rolling grille	12
TGT rolling shutter / rolling grille // NEW	18
Basic rolling grille	24
Classic rolling shutter / rolling grille	26

Door curtains

Rolling shutter laths	32
Rolling grille curtains	34

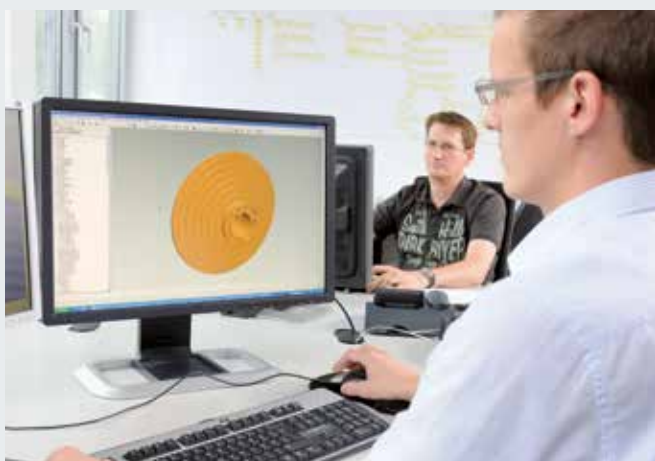
Colours	36
Locks	38
Ideal solutions for special requirements	40
Safety features and performance characteristics	44
Operator and control accessories	46
Overview of design features	56
Hörmann product range	58

Hörmann brand quality

Reliable and oriented towards the future



Sennebogen Maschinenfabrik GmbH, Straubing



In-house product development

At Hörmann, innovation is produced in-house – highly qualified employees of the development department are in charge of product optimisation and new developments. This results in market-ready, high-quality products that are very popular around the globe.



Modern manufacturing

All the essential door components, such as profiles, side guides, support brackets, fittings and control technology are developed and produced by Hörmann - not bought in from here, there and everywhere. This ensures greatest compatibility between the door, operator and control. The certified Quality Management System guarantees the highest level of quality from development, through production to shipping.

This is Hörmann quality – Made in Germany.



As Europe's leading manufacturer of doors, hinged doors, frames and operators, we are committed to high product and service quality. This is how we set standards on an international scale.

Highly-specialised factories develop and manufacture construction components that are characterised by excellent quality, functional safety and a long service life.

Our presence in the global economy's key regions makes us a strong, future-oriented partner for industrial and public construction projects.



Energy savings compass – your interactive planning aid on the Internet at www.hoermann.com



It goes without saying that spare parts for doors, operators and controls are original Hörmann parts that come with a guaranteed availability of 10 years.



Competent advice

Experienced specialists within our customer-oriented sales organisation accompany you from the planning stage, through technical clarification up to the final building inspection. Complete working documentation, such as technical manuals, is not only available in printed form, but is always accessible and up-to-date at www.hoermann.com




Fast service


Our extensive service network means that we are always nearby and at your service around the clock. This is a major advantage in terms of inspections, maintenance and repairs.

Sustainable production

For future-oriented construction



EPD rolling shutters / rolling grilles



Find out more about Hörmann's environmental activities in the "We think green" brochure.

Sustainable production: Rolling shutters / rolling grilles from Hörmann

Ecological quality

A comprehensive energy management system ensures environmentally friendly production, e.g. by using the heat from the production systems to warm the building.

Economical quality

A long service life and low maintenance costs thanks to the use of high-quality materials, such as colour coating with the surface protection system.

Functional quality

Energy-efficient curtains made of specially developed steel as well as thermally optimised side guides enable an optimum energy balance for buildings.

Process quality

A sustainable use of materials is possible thanks to efficient waste optimisation and the recycling of unmixed metal waste from the production process.

Sustainability verified and documented by the IFT in Rosenheim

Hörmann has received confirmation of the sustainability of all its rolling shutters / rolling grilles through an environmental product declaration (EPD) in accordance with ISO 14025 and EN 15804 from the Institut für Fenstertechnik (ift – Institute of window technology) in Rosenheim. The inspection was based on the Product Category Rules (PCR) "Doors and Gates". Environmentally friendly production was confirmed by a life-cycle analysis in accordance with DIN ISO 14040 / 14044 for all rolling shutters / rolling grilles.

Sustainable construction with Hörmann competence

Hörmann has already been able to gain great expertise in sustainable construction through various projects. We also apply this know-how to support your projects.

References for sustainable construction with Hörmann



ThyssenKrupp, Essen



dm logistics centre, Weilerswist



Immogate logistics centre, Munich

Nordex-Forum, Hamburg

Unilever Hafen-City, Hamburg

Deutsche Börse, Eschborn

Opernturm, Frankfurt

Skyline-Tower, Munich

Prologis Pineham Sites, Sainsbury



Institut Bauen
und Umwelt e.V.



breem

Good reasons to try Hörmann

Innovations from the market leader

! Only from Hörmann



1 Innovative tension spring assembly

Safe and proven

Manual door opening and closing is facilitated significantly by the tension spring assembly. SB rolling shutters and rolling grilles up to 6000 x 4500 mm can be moved with little force. For rolling shutters / rolling grilles with an optional operator, the tension spring assembly reduces wear on the mechanical door elements and operator technology.

For further information, please see page 15.

2 Well thought-out door and operator concept

Optimally matched to one another

Precise matching of the door, operator and control ensure the smooth operation of the rolling shutter / rolling grille. With a complete door solution from a single source, these components form the perfect team.

While Hörmann rolling shutters and rolling grilles stand for durability and functional safety, they are also trouble-free to maintain.



3

Operational safety through power limit

As standard with WA 300 R S4

In combination with a WA 300 R S4 operator, the SB and TGT rolling shutters / rolling grilles are characterised by a high level of safety when opening and closing. Thanks to the standard power limit in the "Open" and "Close" directions, most curtain variants and size ranges do not require the installation of a closing edge safety device to meet the requirements of DIN EN 12453.

For further information, please see page 22.



! Only from Hörmann

4

ZAK system with active displacement

Minimum heat loss and gentle door travel

Hörmann classic rolling shutters with the optional ZAK system feature a tighter fit, thereby minimising heat loss. The ZAK system displaces the barrel on the support brackets and precisely guides the door curtain so that it always enters the side guides vertically. This protects the door and ensures less noise and abrasion. In addition, less fitting space is required in the lintel area.

Application areas

A matching door type for every purpose

Compact, space-saving construction for shopping centres

SB rolling shutter /
rolling grille
Basic rolling grille

You can find additional door solutions for store entrances in the brochure "RollMatic Rolling Grille".



Optimised operator systems for logistics

SB rolling shutter /
rolling grille



Easy operation for commercial buildings, warehouses and agriculture

SB rolling shutter /
rolling grille



A secure door for underground garages and multi-storey car parks

TGT rolling shutter / rolling grille

You can find additional door solutions for underground and collective garages in the brochure "Door Systems for Collective Garages".




Large doors for industrial halls and disposal companies

Classic rolling shutter / rolling grille



Ideal solutions for special requirements

Classic rolling shutter / rolling grille



SB rolling shutter / rolling grille

Maximum comfort for door openings up to 6000 × 4500 mm



Warehouses

Easy operation as a manual rolling shutter with tension spring assembly

Manually operated or with operator
Rolling shutters up to 5000 × 4500 mm
Rolling grilles up to 6000 × 4500 mm



Logistics

The optimal solution for low to medium-traffic, as a manually operated door or with operator



Agriculture

This robust, inexpensive solution with steel or aluminium profiles is available for door widths up to 5000 mm



Shopping centres

This door features space-saving design and high operational safety in all situations, e.g. with emergency opening from the outside for small shop entrances. It is also available with a rolling grille curtain in up to 6000 mm door width.

SB rolling shutter / rolling grille

Simple manual operation thanks to an innovative tension spring assembly



SB rolling shutter for manual operation

Tension spring assembly

For easy manual opening and closing



with tension spring assembly



Tension spring assembly

The innovative tension spring assembly assists during manual opening and closing. The weight of the curtain is always ideally compensated. Rolling shutters up to **5000 × 4500 mm** and rolling grilles up to **6000 × 4500 mm** can be operated with little force.



Chain hoist

The SB rolling shutter and rolling grille can also be easily opened and closed via the interior and exterior handle. Operation is particularly easy with an optional chain hoist, which we recommend for doors higher than 3500 mm.




Faster fitting

The entire door construction, including support brackets and side guides, is fitted as a frame unit to the building structure. This makes fitting easier and shortens the fitting time. In addition, a smaller space requirement of only 165 mm facilitates fitting in the tightest of spaces. Plastic runners and brush seals in the aluminium side guides ensure quiet door travel.

Curtain variants


Size range
(B × H, max.)



Decotherm A, aluminium
5000 × 4500 mm
Decotherm S, steel
5000 × 4500 mm




HR 120 A, aluminium
5000 × 4500 mm



HR 120 aero, aluminium
4000 × 4000 mm



HG-L, aluminium
6000 × 4500 mm



HG 75, aluminium
6000 × 3500 mm

All curtains are supplied as standard with wind locks or pull-out protection.

Overview of curtains
From page 32

SB rolling shutter / rolling grille

Especially convenient with WA 250 R S4 / WA 300 R S4 operators



SB rolling shutter equipped with
WA 250 R S4 / WA 300 R S4 operator
including PVSB curtain cover

Also available as an external rolling shutter!

Only from Hörmann

with tension spring assembly



Soft start and soft stop

The WA 250 R S4 / WA 300 R S4 operator's standard soft start and soft stop functions ensure quiet door travel, reducing wear on the door and operator.

Release directly on the operator as standard

With the integrated maintenance release, the door can be switched to manual operation at any time. This allows the door to remain fully functional, even in the event of a power failure.

For further information, see pages 22 – 23.



Easy fitting

Operator fitting is very easy, as no components need to be fitted on the curtain. The operator also does not need any additional sideroom. The low amount of effort required for fitting, repair and other services provides additional savings. The optional fitting gearbox facilitates fitting even further, since a forklift is no longer required.




Optional cover

To prevent accidental reaching into the door barrel, doors under 2.5 m height require a shaft cover, in accordance with the requirements of EN 13241-1. The stable PVSB curtain cover protects the door barrel and the VWA operator cover protects the operator. Both door components are thus protected against dirt and weather in the long term.

Curtain variants

Size range
(B × H, max.)



Decotherm A, aluminium

5000 × 4500 mm


Decotherm S, steel

5000 × 4500 mm



HR 120 A, aluminium

5000 × 4500 mm




HR 120 aero, aluminium

4000 × 4000 mm



HG-L, aluminium

6000 × 4500 mm



HG 75, aluminium

6000 × 3500 mm

All curtains are supplied as standard with wind locks or pull-out protection.

Overview of curtains

From page 32

Operators and controls

From page 22

TGT underground garage rolling shutter / rolling grille

The door solution for collective garages
with up to 100 parking spaces



Residential and commercial building

A compact construction makes it ideal for fitting situations with limited space

**Constructed for up to 300 door cycles
(open / close) per day**



Residential and commercial building

A standard power limit offers the highest level of safety when opening and closing.



Hotel garage

The underground garage rolling shutter / rolling grille is suitable for up to 300 door cycles (open / close) per day.

TGT underground garage rolling shutter / rolling grille

A complete solution including WA 300 R S4 operator for up to 300 door cycles (open / close) per day

 **NEW**



TGT underground garage rolling shutter with optional PVTGT curtain cover, VWA operator cover and AFA spring chamber cover

Application-optimised door technology

For a service life of over 200,000 door cycles (Open / Close)



with tension spring assembly



Tension spring assembly

The tension spring assembly supports the operator during the opening and closing of the door, resulting in gentle door travel. Special spring dimensions also ensure a long service life of over 200,000 door cycles. The optional AFA aluminium spring chamber cover prevents accidental reaching into the tension springs. The state of the springs can be checked at any time through the vision sections.

Low required headroom

The rolling shutter or rolling grille curtain is rolled up compactly and securely in the PVTGT curtain cover, preventing people from reaching in. Its compact construction results in a low headroom requirement of 380 mm (Decotherm S / A) or 350 mm (HG-L).

Fast WA 300 R S4 operator

An optimally adjusted ratio for the operator enables up to 20 % faster opening of the door in comparison with an SB rolling shutter / rolling grille. The operator is fitted under a galvanized sheet steel cover to prevent anyone from accidentally reaching in.

Power limit as standard

Thanks to a standard power limit in the "Open" and "Close" directions, underground garage rolling shutters / rolling grilles offer the highest level of safety when opening and closing. A closing edge safety device or lintel trap guard is not required.

Easy emergency release


The door can be easily and quickly opened via an emergency release during a power failure. This ensures that entrances and exits can also be used when there is no power.

Further information can be found on page 23.



Curtain variants

Size range
(B x H, max.)



Decotherm A, aluminium
5000 x 2400 mm
Decotherm S, steel
5000 x 2400 mm



HG-L, aluminium
5000 x 2400 mm

All curtains are supplied as standard with wind locks or pull-out protection.

Note: Compliance with the acoustic rating requirements in accordance with DIN 4109 depends on the acoustic planning and design of the building structure.

Overview of curtains
From page 32
Operators and controls
From page 22

WA 250 R S4 / WA 300 R S4 operators

For SB / TGT rolling shutters / rolling grilles



WA 250 R S4 // NEW

With press-and-hold operation

This inexpensive operator for SB rolling shutters / rolling grilles is ideal for doors that are seldom operated. An integrated operator control with DTH R push button enables opening and closing in press-and-hold operation. Limit switch reporting or start warning with warning lights can be optionally connected via additional prints.

WA 300 R S4

With impulse operation and standard power limit

In addition to opening and closing the door via impulse operation, the deluxe "comfort" operator for SB / TGT rolling shutters / rolling grilles also offers the highest level of security with a standard power limit in the "Open" and "Close" directions. The integrated operator control with DTH R push button can also be extended by the 360 control. This enables further functions, such as a second opening height, automatic timer (only in conjunction with an activating kit for warning light and photocell) or traffic control (only in conjunction with an activating kit for warning light and photocell).

Power limit as standard

In addition, the specified curtain variants and size ranges (see fig. "Impulse operation without closing edge safety device") do not require the installation of a closing edge safety device to meet the requirements of DIN EN 12453. Operator fitting is very easy, since no components need to be fitted on the curtain. The low amount of effort required for fitting, repair and other services provides additional savings.

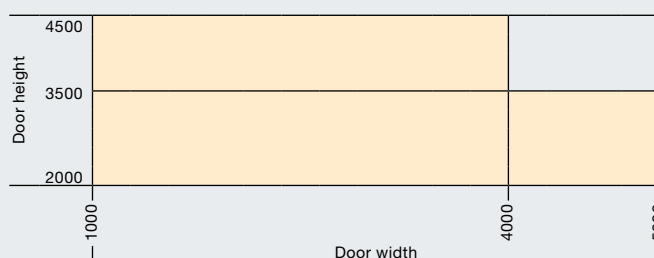
Easy fitting

For rolling shutters with Decotherm curtains, the optional gearbox fitting, facilitates installation even further, since a forklift is no longer required.



Impulse operation without closing edge safety device

Size range for SB Decotherm A / S rolling shutters, HG-L rolling grilles and all TGT rolling shutters / rolling grilles



All dimensions in mm

Controls

For WA 250 R S4 / WA 300 R S4 operators



	Internal control WA 250 R S4	Internal control WA 300 R S4	External control 360
Operators			
WA 250 R S4 // NEW	●	–	–
WA 300 R S4	–	●	○
Functions / features			
Control and operator can be mounted separately	–	–	●
Adjustments made conveniently directly on the control			●
Soft start and soft stop for quiet door travel	●	●	●
Power limit in “Open”/“Close” directions ⁴⁾	–	●	●
Second opening height with additional button on the housing cover	–	○ ²⁾	●
Status and error display via LED	●	●	
Menu reading from outside with a double 7-segment display (maintenance, cycle and operating hours counters as well as error analysis)	–	–	●
Collective malfunction signalling with on-site individual display (acoustic, visual, or e.g. via mobile phone).	–	–	○
Extension possible with external radio receiver	–	●	●
Automatic timer ¹⁾	–	●	●
Traffic control ¹⁾	–	–	○
Integrated connecting terminals for additional command units	–	○	●
Function lock via miniature lock	○	○	● ⁵⁾
With SKS closing edge safety device: see the graphic “Impulse operation without closing edge safety device”	–	●	●
Without SKS closing edge safety device: “Open”/“Close” in press-and-hold operation	●	●	●
Standard accessory DTH R push button	●	●	
Power supply			
Power supply	230 V	230 V	230 V
Main switch integrated into control housing	–	○ ³⁾	○
Protection category IP 65 (jet-water protected) for controls and door leaf components	●	●	●

- as standard
- with corresponding equipment possibly with additional control
- Not available

- 1) Only in combination with an activating kit for warning light and photocell or light grille
- 2) Possible in combination with UAP 300 and DTH I or DTH IM
- 3) In combination with push button control 300 U
- 4) In the “Close” direction, the power limit is only in the indicated curtain variants and size ranges (see “Impulse operation without closing edge safety device”)
- 5) Convertible to profile half cylinder



Secured release

The operator can be converted to include a secured release at any time, making it easy to disengage the operator from the floor. It is available in two versions: for inside [1] and outside [2] in a lockable diecast housing.



Optional push button control 300 U

Push button control 300 U (figure above) forms a compact unit with dock leveller controls 420 S and 420 T. Combined with a dock leveller control including energy-saver function, this reduces energy consumption. Push button control 300 U is also optionally available with integrated main switch (not shown).

Basic rolling grille

Compact design



Shopping arcades

Secure night door for large passages up to 9000 x 5500 mm

Underground garages

Entrance and exit door with optimal ventilation






Compact fitting dimensions Door size up to 9000 x 5500 mm



Compact design



The rolling grille curtains are fastened directly to the barrel.



The bright-rolled aluminium side guide is delivered with a black plastic runner. Thanks to a low height of 40 mm, it blends in ideally with the fitting situation.

Curtain variants

Size range
(B x H, max.)



HG-L, aluminium
9000 x 5500 mm



Shopping centres

Compact fitting dimensions thanks to narrow aluminium side guides, optimal as a store entrance or night door

Overview of curtains

From page 32

Operators and controls

From page 30

Classic rolling shutter / rolling grille

Individual solutions for door openings up to 11750 x 9000 mm



Large doors

The optional ZAK system ensures extra close-fitting and gentle door closing.

Less required headroom and better sealing with the ZAK system



Disposal firms

Robust construction for door heights up to 9000 mm



Underground garages

Night door for large openings up to 11750 x 8000 mm



Shopping centres

With the semi-transparent HR 120 aero profile for door openings up to 11750 mm

Classic rolling shutter / rolling grille

Sturdy and dependable with optional ZAK system



Version shown with direct drive operator and optional ZAK system

ZAK system



Side guides

This Hörmann development is very stable and consists of 2 mm to 2.5 mm thick galvanized steel. Plastic runners with integrated brush seals ensure quiet door travel.

Articulated wind locks

The articulated design of the wind locks enables the rolling shutter to withstand extreme wind loads.

Advanced anchor technology for variable support

Variable 30-mm increments, installation and service-friendly screw connections produce a close fit and create a visually pleasing solution.



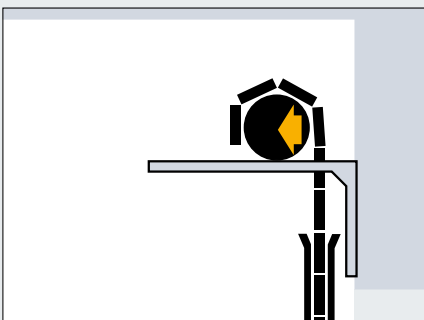
Especially for steel structures: weld-on spacer brackets

The spacer brackets can be directly welded onto the steel structure. For steel construction halls, the weld-on spacer brackets optimally complement the anchor technology.



Bend-resistant bottom profiles

A stable aluminium profile strengthens the curtain. A weather-resistant, flexible EPDM tubular seal prevents penetration of dirt and rain, compensates for unevenness in the floor and, in the end-of-travel position, does not produce any noise when it comes into contact with the floor.



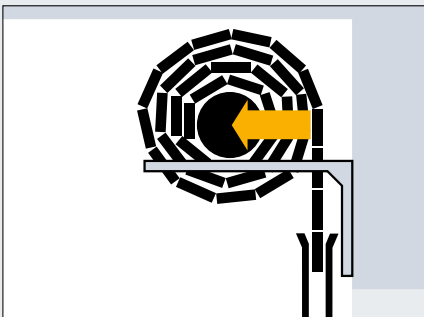
Optional ZAK system

(standard feature on classic rolling grilles)

With a ZAK gearbox on either side, the barrel moves

- Away from the lintel on opening
- Towards the lintel on closing

The door curtain always enters the side guide vertically and without distortion. Optimal sealing is ensured at the lintel; operational noise and wear are significantly reduced.




Curtain variants

Size range
(B x H, max.)




Decotherm A, aluminium
4000 x 4000 mm
Decotherm S, steel
10000 x 9000 mm



HR 116 A, aluminium
11750 x 9000 mm



HR 120 A, aluminium
HR 120 S, steel
11750 x 8000 mm



HR 120 aero, aluminium
11750 x 8000 mm



HG-A, aluminium
8000 x 8000 mm
HG-V, aluminium (reinforced)
11750 x 8000 mm
HG-S, steel
11750 x 8000 mm

Overview of curtains

From page 32
Operators and controls
From page 30

Well thought-out door and operator concept

For basic rolling grilles and classic rolling shutters / rolling grilles



Direct drive operator

The ideal operator for small to medium-sized rolling shutters and grilles. Equipped with integral catch safety device. Our recommendation: With the classic rolling shutter, combine a direct drive operator with the safe Hörmann ZAK system.



The ZAK system for direct drive operators

The ZAK system comes as standard with classic rolling grilles and is optionally available for classic rolling shutters. Its advantages: a reduction in running noise and door wear, minimised space requirement and an optimally sealed lintel area.



Chain Drive Operator

This powerful operator for large rolling shutters can be combined with the ZAK XL system for large doors. It is equipped with plug-in connections for mains and connection cables and comes as standard with a separate catch safety device.



ZAK XL for large doors with chain drive operators

The optional ZAK XL system is suitable for particularly large classic rolling shutters / rolling grilles. As with the ZAK system for direct drive operators, this system also reduces noise, abrasive wear and required headroom and improves door sealing at the lintel.



Tubular operator

The solution for small doors with especially limited fitting space at the sides and few door cycles per day. Equipped with a separate catch safety device as standard.

Controls

Compatible system solutions



Operators

Direct drive operator / chain drive operator	●	○	○	
Tubular operator				○

Functions / features

Control and operator can be mounted separately	●	●	●	●
Adjustments made conveniently directly on the control	●	●	●	●
Second opening height with additional button on the housing cover			●	
Status and error display via LED	●			
Menu reading from outside with a double 7-segment display (maintenance, cycle and operating hours counters as well as error analysis)		●	●	●
Collective malfunction signalling with on-site individual display (acoustic, visual, or e.g. via mobile phone).		○	○	○
Extension possible with external radio receiver		●	●	●
Automatic timer ¹⁾			●	●
Traffic control ¹⁾			○	
Integrated connecting terminals for additional command units	●	●	●	●
Function lock via miniature lock ²⁾		●	●	●
With SKS closing edge safety device: "Open / Close" with impulse	●	●	●	●
Without SKS closing edge safety device: "Open / Close" with press-and-hold operation	●			●

Power supply	400 / 230 V	400 / 230 V	400 / 230 V	230 V
Main switch integrated into control housing	○	○	○	○
Protection category IP 65 (jet-water protected) for controls and door leaf components	●	●	●	●

● as standard

○ with corresponding equipment possibly with additional control

¹⁾ Only in combination with an activating kit for warning light and photocell or light grille

²⁾ Convertible to profile half cylinder


Rolling shutter laths

Decotherm A / S, HR 116 A

Double-skinned and thermally insulated



Interior side



Interior side

Decotherm A, aluminium

The intelligent lightweight profile made of aluminium rolls up especially quietly and with minimum abrasion. Either with a bright-rolled surface or colour coating.

The faceted inner profile face matches the micro-profiled outer face.

HR 116 A, aluminium

The robust profile HR 116 A is ideal for industrial halls with large structural openings. The Stucco-textured surface features a special texture that makes your door less sensitive to visual damage.

Matching inner and outer face, even with colour coating to choose.

Decotherm S, steel

Special steel makes these profiles especially resistant to damage caused by transport, fitting and operation. Either with or without colour coating.

Profile type	Decotherm A	Decotherm S	HR 116 A
Material	Aluminium	Steel	Aluminium
Surfaces without colour coating	Bright-rolled with transparent protective paint	Galvanized without protective paint*	Stucco-textured without protective paint
Surfaces with colour coating	Exterior and interior with identical colour coating to choose	Exterior and interior with identical colour coating to choose	Exterior and interior with identical colour coating to choose
Standard colours	RAL 9002 RAL 9006	RAL 9002 RAL 9006	RAL 9002 RAL 9006
Preferred colours	-	•	•
Special colours	-	•	•
Profile height	109 mm	109 mm	119 mm
Curtain weight	Approx. 4.2 kg/m ²	Approx. 10.3 kg/m ²	Approx. 10.0 kg/m ²
Wind load class 2 up to a door width of	5000 mm	10000 m	10000 mm
Heat transmission EN 12428 (single profiles)	4.6 W/(m ² ·K)	3.9 W/(m ² ·K)	5.3 W/(m ² ·K)
Door type	SB Rolling Shutter TGT rolling shutter Classic rolling shutter	SB Rolling Shutter TGT rolling shutter Classic rolling shutter	Classic rolling shutter
Windows	•	•	•
Ventilation slots	-	-	•

* Differences in appearance between two doors may occur for technical reasons

- Optionally available
- Not available

Rolling shutter laths

HR 120 A / S, HR 120 aero

Single-skinned



Interior side

HR 120 A, aluminium

The HR 120 A profile is the ideal solution for unheated buildings. The aluminium bright-rolled version is the standard surface finish for this profile. The profile exterior of the aluminium coil-coated surface finish features high-quality colour coating.

Interior in Basalt grey, RAL 7012, if colour-coated.

HR 120 S, steel

With the HR 120 S profile made of heavy-duty steel with a galvanized finish, your door can withstand extremely high loads.



Interior side

HR 120 aero, aluminium

This finely perforated profile permits the entry of adequate light and air. Dust, paper and other contaminants remain outside. The bright-rolled surface finish is well-suited for simple applications, e.g. in underground garages. The exterior of the coil-coated surface finish features a high-quality colour coating.

Interior in Basalt grey, RAL 7012, if colour-coated.

Profile type	HR 120 A	HR 120 S	HR 120 aero
Material	Aluminium	Steel	Aluminium
Surfaces without colour coating	Bright-rolled and without protective paint	Galvanized without protective paint	Bright-rolled and without protective paint
Surfaces with colour coating	Exterior: Colour coating to choose Interior: Basalt grey protective paint, RAL 7012	–	Exterior: Colour coating to choose Interior: Basalt grey protective paint, RAL 7012
Standard colours	RAL 9002 RAL 9006	–	RAL 9002 RAL 9006
Preferred colours	•	–	–
Special colours	•	–	–
Profile height	119 mm	119 mm	119 mm
Curtain weight	Approx. 6.0 kg/m ²	Approx. 15.0 kg/m ²	Approx. 5.5 kg/m ²
Wind load class 2 up to a door width of	7500 mm	10000 m	4500 mm
Heat transmission EN 12428 (single profiles)	–	–	–
Door type	SB Rolling Shutter Classic rolling shutter	Classic rolling shutter	SB Rolling Shutter Classic rolling shutter
Windows	•	•	–
Ventilation slots	*	–	–

* Ventilation laths HR 120 aero

- Optionally available
- Not available

Rolling grille curtains

HG-A, HG-V, HG-S, HG-L, HG 75



HG-A, aluminium (standard)

This aluminium standard curtain is particularly suitable for the small openings of unheated buildings. Or for rolling grilles that are only operated a few times a day, e.g. as night doors.

HG-V, aluminium (reinforced) (not shown)


The aluminium curtain, reinforced with V2 A stainless steel honeycomb connections, is ideal for wide openings such as underground garages or multi-storey car parks where high numbers of opening / closing cycles are the norm.



HG-S, steel

The robust and low-cost galvanized steel version is especially suitable for large widths and a high number of cycles.

Curtain type	HG-A	HG-V	HG-S	HG-L	HG 75
Material	Aluminium	Aluminium	Steel	Aluminium	Aluminium
Surfaces without colour coating	Bright-rolled	Bright-rolled	Galvanized	Bright-rolled	
Surfaces with colour coating	Colour coating to choose or anodised in a natural finish (E6 / EV 1)	–	Colour coating to choose	Colour coating to choose or anodised in a natural finish (E6 / EV 1)	RAL 9016, RAL 7035, RAL 9006, RAL 5011, RAL 8028, RAL 7016, RAL 9005
Weight of curtain	Approx. 6 kg/m ²	Approx. 7 kg/m ²	Approx. 14 kg/m ²	Approx. 6.5 kg/m ²	Approx. 6.7 kg / m ²
Door type	Classic rolling grille	Classic rolling grille	Classic rolling grille	SB rolling grille TGT rolling grille Basic rolling grille	SB rolling grille



HG-L, lightweight and compact aluminium

The elegant and space-saving aluminium version is particularly suitable for use in shopping arcades. Grille and honeycomb connections with aluminium crossbars provide additional reach-through protection.



HG 75, aluminium

The extruded aluminium profiles are available in a powder-coated surface finish. The 100 x 40 mm square holes can be provided in a straight or offset arrangement.



Compact fitting dimensions – optimal for store entrances

Thanks to its compact design with a required headroom or fitting depth of only 335 mm, the new RollMatic rolling grille is the ideal solution for small store entrances in the tightest of spaces. The required sideroom for the door is just 100 mm or 200 mm on the operator side. The RollMatic rolling grille is available in the curtain variants HG-L and HG 75.



More information can be found in the "RollMatic Rolling Grilles" brochure.

Coloured doors

Create attractive accents





Matching door colours for facade

Coloured doors are increasingly used as design elements in modern industrial and commercial architecture. On account of their size alone, industrial rolling shutters already play a key role in determining the visual appearance of the facade. Hörmann therefore offers rolling shutters and rolling grilles in well over 1000 RAL colours.

High-grade colour coating

Coil-coated rolling shutter laths provide long-term protection against adverse weather effects for surface finishes. Additional protective paint with polyamide particles reduces abrasion and noise.

All curtain and door types feature a bright-rolled bottom profile.

Special colours according to RAL





The colours shown are subject to the limitations of the printing process and cannot be regarded as binding.

All colours based on RAL.

Slight colour variations are permissible.

Standard colours

	
Grey white	RAL 9002
	
White aluminium	RAL 9006

Preferred colours

	
Grey aluminium	RAL 9007
	
Terra brown	RAL 8028
	
Anthracite grey	RAL 7016
	
Leaf green	RAL 6002
	
Gentian blue	RAL 5010
	
Azure blue	RAL 5009
	
Flame red	RAL 3000

* Not for Decotherm

Impossible to force open!

Increase the break-in resistance of your property





External view



Interior view

The break-in-resistant locks secure the bottom profile to the side guides.

Lockable bottom profile with profile cylinder

Actuation either from the interior and exterior or only from the interior.



Shootbolt for rolling shutter / rolling grille SB

The shootbolts are fitted on the interior on the right and left end of the bottom profile (not suitable for external rolling shutters).



Shootbolt for classic rolling shutter / rolling grille

The shootbolt can be fitted to the right or left of the side guide. The lock is secured with a padlock (not suitable for external rolling shutters).



Electromagnetic locking

The automatic locking in the "Close" position can also be connected to a central control system.

Ideal solutions for special requirements

Classic rolling shutter / rolling grille



For extra wide door openings and high wind loads

Wind Protection System (WPS)

The WPS increases the rigidity of the door against wind load. An aluminium telescopic support reliably braces the closed door. On opening, it swings behind the lintel and bolts into the hall floor when the door is closed.

As a result, wind load classes 2 and higher can also be achieved for door widths above 10 m.



Multiple doors with oversize opening widths up to 30 m


Coupled constructions (SSG)

Up to three rolling shutters or rolling grilles can be coupled in the opening using the SSG system. Once the doors have been opened, the mullions are unlocked manually and slid over to the side park positions. As a result, openings of up to 30 m width and 6 m height are possible.

The exterior is attractively divided into segments with an identical size. Each door can also be operated individually if only a part of the opening is needed. SSG systems can be combined with all profile and grille curtains from the classic range.

Ideal solutions for special requirements

Classic rolling shutter / rolling grille



Special solution for the FC Schalke 04 football arena

Eleven aluminium rolling shutters combined with rolling grilles span a nearly 80 metre wide opening which is used to transport the complete turf out of the arena.



ATEX certified

Hörmann's rolling shutters and operators are available in an ATEX-certified version and thus can also be used in explosive areas.



For sloping ground

Chamfered bottom profile

Hörmann rolling shutters and rolling grilles can even be fitted on sloping ground. A chamfered bottom profile compensates for differences in height; steps can also be bridged this way.



For flexible passage of pedestrians

Pass door assembly with side door

A fixed pass door assembly with side door provides a convenient passage for pedestrians without needing to open the rolling shutter.

A swing-aside pass door assembly with side door (not shown) has an additional advantage: if necessary, the maximum clear hall opening can be utilised.



With a lack of interior sideroom

External rolling shutters

External rolling shutters are the perfect solution for hall openings that lack interior sideroom. They also provide advantages in explosion-proof areas. The door operator and control can be placed outside of the area with the greatest explosion risk, thus minimising the need for explosion protection measures.

If there is no overhead covering, Hörmann offers a special barrel casing in either galvanized sheet steel or stainless sheet steel. An addition to the certified trap guard is also available.

The safety of Hörmann rolling shutters and rolling grilles is certified



Safety features according to the European standard 13241-1 Hörmann products are tested and certified for:

- **Anti-fall safeguard**
- **Trap protection**
- **Trap guard**

Hörmann rolling shutters and rolling grilles work safely during all opening and closing phases – whether manually-operated or power-driven. In doors with an impulse control, the specified dynamic closing forces are reliably maintained through monitoring systems with an integrated self-test function.

At Hörmann, the door and operator are perfectly matched to each other, tested by TÜV for your safety and in compliance with the relevant standards. **It pays to compare!**

Rolling grilles in public, easily accessible areas

Special safety equipment is required in areas frequented by children, who may hang on the rolling grille.

Lintel trap guards always need to be fitted on basic and classic rolling grilles with impulse controls.

With the SB rolling grille with operator WA 300 R S4, the safety requirements acc. to DIN 13241-1 are fulfilled by the standard power limit in the “Open” direction.

In order to comply with the special requirements for public areas, we also recommend using an additional lintel trap guard with the WA 300 R S4.

Anti-fall safeguard



Integral catch safety device in direct drive operators

This catch safety device offers especially good absorption, a large amount of power reserve and reliably prevents the door curtain from falling.

Separate catch safety device for chain drive and tubular operators

Just like the integral version, this version is a high-performance device that responds as soon as the speed limit is fractionally exceeded.

With the SB and TGT rolling shutters, the doubly secured tension spring assembly prevents the door from falling.

Trap protection and trap guard



Trap protection

Black plastic strips on the edges of the side guide protect against cuts.



Trap guard TES (optional)

A cover made of a special rigid fabric prevents operators from reaching into the hazard area where the door rolls up.



Safety equipment

Closing edge safety device, lintel trap guard and through-traffic photocell are self-testing before and during every shutter cycle. If a malfunction is detected in just one of the units, the shutter's control system automatically switches to press-and-hold operation.

Safety requirements

Please note the mandatory annual inspection for all power-driven doors.


Well thought-out designs with convincing performance properties

Performance characteristics according to European standard 13241-1 Hörmann products are tested and certified for:

- Thermal insulation
- Acoustic insulation
- Sealing
- Wind load

Thanks to innovations and continuous further developments, rolling shutter construction at Hörmann has been ahead of its time for years. Performance criteria in accordance with European standards document these developments with convincing results.

Thermal insulation and acoustic insulation



Decotherm



Thermal insulation

Minimal thermal bridges and use of fine-pored PU rigid foam infill ensure good thermal insulation in all double-skinned door profiles compared with other rolling shutters.

Acoustic insulation

Curtain and sealing technology used around the entire shutter reduce noise from both outside and inside.


Sealing



Lintel seal



Double-skinned classic rolling shutters provide an all-around tight fit. This is ensured by a frost-proof flexible lip seal along the bottom edge, a flocked special material at the lintel, as well as a fine bristle seal in the side guides.



Bristle seal

Stability



Wind Protection System (WPS)



Robust wind lock end pieces and deflection-resistant bottom profiles enable your door to withstand high wind loads. The optional WPS provides excellent wind load protection.

Control systems

Optimally matched system solutions including door, operator and control



From development to production, all Hörmann products come from the same source, making them optimally matched to each other. You benefit from a uniform operating concept with standardised housing sizes and similar cable sets for door controls and, for example, dock leveller controls.

For all shutters powered by a direct drive or chain drive, the operator and controls are individual components that are easy to install.

Hörmann is your partner for special solutions



**Optional:
Profile half cylinder**
For all external controls



**Optional:
Main switch**
For all external controls

**Optional:
Key switch post ST1 1**
For installing a maximum
of 2 controls with
additional housing.
Colour: White aluminium,
RAL 9006
Dimensions: 200 x 60 mm,
Height: 1660 mm



Hörmann offers you a complete and individual control concept from a single source. From the integration of the Hörmann special control into your control concept to a complete central control for all functions as well as PC-based visualisation of all door and loading components.



**Individual in-house
project development**



**Modular solutions,
optimally adapted to
the control systems**



**Controlled processes
through visualisation
on a control panel or
web application**



More information can be found in the
"Special Control Systems" brochure.

Accessories

Radio controls, receivers

Only from Hörmann

Patent pending

Hörmann BiSecur (BS)

The modern radio system for industrial door operators

The bi-directional BiSecur radio system is based on future-oriented technology for the convenient and secure operation of industrial doors. The extremely secure BiSecur encryption protocol makes sure that no-one can copy your radio signal. It was tested and certified by security experts at Bochum University.

Your advantages

- 128-bit encryption with the same high security level as in online banking
- Interference-resistant radio signal with a stable range
- Convenient inquiry of the door position*
- Backwards compatible, i.e. radio receivers with the radio frequency 868 MHz (2005 to June 2012) can also be operated with BiSecur control elements.



5-button hand transmitter HS 5 BS

With additional button for querying the door position*, black or white textured, with chrome caps

5-button hand transmitter HS 5 BS // NEW


With additional button for querying the door position*, black textured surface, with chrome caps

4-button hand transmitter HS 4 BS

High-gloss black, with chrome caps

1-button hand transmitter HS 1 BS

High-gloss black, with chrome caps



4-button security hand transmitter HSS 4 BS

Additional function: copy protection for hand transmitter coding, with chrome caps

2-button hand transmitter HSE 2 BS

High-gloss black or white, with chrome caps

2-button hand transmitter HSE 2 BS // NEW

Black textured surface with chrome or plastic caps

1-button hand transmitter HSE 1 BS // NEW

High-gloss black, with chrome caps

* WA 300 S4 optionally with bi-directional receiver ESEI BS, all other operators optionally with bi-directional receiver HET-2 24 BS and feedback on the end-of-travel positions.



**Industrial hand transmitter
HSI BS**

To control up to 1000 doors, with a display and extra-large quick selection buttons for easier operation with work gloves, transferring of hand transmitter coding to other devices is possible



**Radio code switch
FCT 3 BS**

With illuminated buttons
3 function codes



**Radio code switch
FCT 10 BS**

With illuminated buttons and protective cover, 10 function codes



**Radio finger-scan
FFL 12 BS**

2 function codes
and up to 12 fingerprints



**1-channel relay receiver
HER 1 BS**

With volt-free relay output



**2-channel relay receiver
HER 2 BS**

With 2 volt-free relay outputs
and external antenna



**2-channel relay receiver
HET-E2 24 BS // NEW**

With 2 volt-free relay outputs for choosing the direction, a 2-pin input for volt-free Open and Close limit switch reporting, for querying the door position



**4-channel relay receiver
HER 4 BS**

With 4 volt-free relay outputs



**3-channel receiver
HEI 3 BS**

For controlling 3 functions



**Bi-directional receiver
ESEi BS // NEW**

For querying door position



Accessories

Push buttons



Push button DTH R

For separate control of the door in the "Open" / "Close" positions, with separate stop button.

Dimensions:
90 × 160 × 55 mm (W × H × D)
Protection category: IP 65

For controls

360, 435 R, 445 R, 460 R, B 455 R and integrated controls WA 250 R S4, WA 300 R S4



Push button DTH RM

For separate control of the door in the "Open" / "Close" positions, with separate stop button, with miniature lock (operator is deactivated). It is not possible to move the operator (2 keys included in the scope of delivery).

Dimensions:
90 × 160 × 55 mm (W × H × D)
Protection category: IP 65

For controls

360, 435 R, 445 R, 460 R, B 455 R and integrated controls WA 250 R S4, WA 300 R S4



Push button DTH I

To move the door into the "Open" / "Close" positions, with separate stop button. 1/2-open button to open the door up to the programmed intermediate travel limit.

Dimensions:
90 × 160 × 55 mm (W × H × D)
Protection category: IP 65

For controls

360, 460 R and integrated controls WA 250 R S4, WA 300 R S4



Push button DTH IM

To move the door into the "Open" / "Close" positions, with separate stop button. 1/2-open button to open the door up to the programmed intermediate travel limit, with miniature lock (operator is deactivated). It is not possible to move the operator (2 keys included in the scope of delivery).

Dimensions:
90 × 160 × 55 mm (W × H × D)
Protection category: IP 65

For controls

360, 460 R and integrated controls WA 250 R S4, WA 300 R S4



Push button DT 02

To move the door into the "Open" / "Close" positions, with separate stop button.

Dimensions:
65 × 112 × 68 mm (W × H × D)
Protection category: IP 65

For controls

435 R (only with SKS), 445 R, 460 R and B 455 R



Push button DT 04

To move the door into the "Open" / "Close" positions, with separate stop button. 1/2-open button to open the door up to the programmed intermediate travel limit.

Dimensions:
69 × 185 × 91 mm (W × H × D)
Protection category: IP 65

For controls

460 R and B 455 R



Push button DTN A 30

For separate control of the door in the "Open" / "Close" positions, with separate stop button (stays depressed after actuation in order to prevent unauthorised operation; unlocking with key), 2 keys included in the scope of delivery.

Dimensions:
66 × 145 × 85 mm (W × H × D)
Protection category: IP 65

For controls

435 R, 445 R, 460 R and B 455 R

Accessories

Push buttons, key switches, key switch posts



Push button DTP 02

To move the door into the "Open" / "Close" positions, with separate stop button and control voltage indicator, lockable with profile half cylinder (available as accessory).

Dimensions:
86 × 260 × 85 mm (W × H × D)
Protection category: IP 44

For controls

435 R, 445 R, 460 R and B 455 R



Push button DTP 03

For separate control of the door in the "Open" / "Close" positions, with separate stop button and control voltage indicator, lockable with profile half cylinder (available as accessory).

Dimensions:
68 × 290 × 74 mm (W × H × D)
Protection category: IP 44

For controls

435 R, 445 R, 460 R and B 455 R



Emergency-off button DTN 10

To quickly immobilise the door, push-to-lock button (mushroom button), surface-mounted.

Dimensions:
93 × 93 × 95 mm (W × H × D)
Protection category: IP 65

For controls: 360, 435 R, 445 R, 460 R, B 455 R and integrated controls WA 250 R S4, WA 300 R S4



Emergency-off button DTNG 10

To quickly immobilise the door, push-to-lock mushroom button, Surface-mounted

Dimensions:
93 × 93 × 95 mm (W × H × D)
Protection category: IP 65

For controls

360, 435 R, 445 R, 460 R, B 455 R and integrated controls WA 250 R S4, WA 300 R S4

The lockable function serves to isolate the control voltage and immobilises the command units. Profile half cylinders are not included in the scope of delivery for the push buttons.



Key switch ESA 30 Surface-mounted version

With 3 keys
Impulse or "Open / Close" function selectable.

Dimensions:
73 × 73 × 50 mm (W × H × D)
Protection category: IP 54



Key switch ESU 30 Recessed version

With 3 keys
Impulse or "Open / Close" function selectable.

Dimensions of switch box:
60 mm (d), 58 mm (D)
Dimensions of cover:
90 × 100 mm (W × H),
Wall recess:
65 mm (d), 60 mm (D)
Protection category: IP 54



Key switch STAP Surface-mounted version

With 3 keys
Impulse or "Open / Close" function selectable.

Dimensions:
80 × 110 × 68 mm (W × H × D)
Protection category: IP 54



Key switch STUP Recessed version

With 3 keys
Impulse or "Open / Close" function selectable.

Dimensions of switch box:
60 mm (d), 58 mm (D)
Dimensions of cover:
80 × 110 mm (W × H)
Wall recess:
65 mm (d), 60 mm (D)
Protection category: IP 54

Key switch post STS 1

With adapter for installing command units (e.g. transponder key switch, code switch, finger-scan or key switch). The command units must be ordered separately. The post is anodised aluminium (natural finish). Top and bottom end of post in Slate grey, RAL 7015.

Dimensions:
300 mm (d), 1250 mm (H)
Protection category: IP 44

Version with fitted key switch STUP (available as accessory)



Accessories

Code switches



Code switch CTR 1b, CTR 3b

The code switches CTR 1b and CTR 3b offer a high level of security against unauthorised opening. You simply enter your own personal code – a key is no longer needed.

With the CTR 3b comfort version, you can open a second door and also switch on the outside lights or change the direction of the door.

Dimensions:

80 × 110 × 17 mm (W × H × D),

Decoder housing:

140 × 130 × 50 mm (W × H × D)

Keypad protection category: IP 65

Decoder housing protection category: IP 54

Switching capacity: 2.5 A / 30 V DC

500 W / 250 V AC



CTV 1 / CTV 3 code switch

The code switches are especially robust and protected against vandalism. To operate, you enter your own personal code – no key is needed.

With the CTV 3 comfort version, you can open a second door and also switch on the outside lights or change the direction of the door.

Dimensions:

75 × 75 × 13 mm (W × H × D),

Decoder housing:

140 × 130 × 50 mm (W × H × D)

Keypad protection category: IP 65

Decoder housing protection category: IP 54

Switching capacity: 2.5 A / 30 V DC

500 W / 250 V AC



Finger-scan FL 12, FL 100

A fingerprint is enough to securely and conveniently open your rolling shutter / rolling grille. The finger-scan is available in two versions, as an FL 12 or FL 100 to store 12 or 100 fingerprints, respectively.

Dimensions:

80 × 110 × 39 mm (W × H × D)

Decoder housing:

70 × 275 × 50 mm (W × H × D)

Reader protection category: IP 65

Decoder housing protection category: IP 56

Switching capacity: 2.0 A / 30 V DC



Transponder key switch TTR 100 / TTR 1000

The convenient solution when several persons require access to the building. You simply hold the transponder key with your personal security code approx. 2 cm in front of the reader (non-contact system). A major benefit in the dark. Two transponder keys are included. Suitable for max. 100 transponder keys (TTR 100) or 1000 transponder keys (TTR 1000).

Dimensions:

80 × 110 × 17 mm (W × H × D),

Decoder housing:

140 × 130 × 50 mm (W × H × D)

Transponder pad protection category: IP 65

Decoder housing protection category: IP 54

Switching capacity: 2.5 A / 30 V DC

500 W / 250 V AC

Accessories

Photocells, light grilles, key switch posts



Reflection photocell RL 50 / RL 300

Photocell with transmitter / receiver unit and reflector. The photocell is tested by the control prior to each closing cycle. Connected via a system cable (RL 50, length 2 m) or a 2-wire cable (RL 300, length 10 m). Max. range 6.0 m, Dimensions: 68 x 97 x 33 mm (W x H x D), Reflector: 30 x 60 mm (W x H) Protection category: IP 65

One-way photocell EL 51

Photocell with separate transmitter and receiver. The photocell is tested by the control prior to each closing cycle. Connected via a system cable. Max. range 8.0 m Dimensions with fitting bracket: 60 x 165 x 43 mm (W x H x D) Protection category: IP 65

Pull switch ZT 2 with cord

Impulse generation to open or close the door, Dimensions: 60 x 90 x 55 mm (W x H x D) Pull cord length: 3.2 m Protection category: IP 65 KA 1 cantilever arm (not shown) Extension 1680 – 3080 mm. Can be used with ZT 2

Light grille ELG 1 / ELG 2

The light grille monitors the entire closing zone of the door up to a height of 2500 mm. If vehicles with trailers are standing in the door area, they are reliably detected, helping to avoid damage to the vehicle and door. Simple fitting to the door frame and trouble-free aligning of sensors make the light grille especially economical to use. In addition, the ELG 1 light grille can be easily integrated in the STL post set.

Voltage supply: 24 V DC
Power consumption: 100 mA each
Max. range: 12.0 m
Protection category: IP 65
Sun suppression: 150,000 lux
Operating temperature: -25 °C to +55 °C
Resolution: 60 mm crossed
Light source: LED infrared
Transmitter lead length: 10 m
Receiver lead length: 5 m
Height: ELG 1 = 1380 mm,
ELG 2 = 2460 mm

Post set STL

The key switch post set consists of weather-resistant anodised aluminium and is prepared for installation of an ELG 1 light grille. The covers and foot cladding are made of Slate grey plastic, RAL 7015.



Accessories

Activating kit for warning lights, LED warning lights



Multi-function circuit board for fitting in an existing housing or optionally in a separate extension housing (fig.)

Limit switch reporting, momentary impulse, collective malfunction signalling.

Extension unit for controls 445 R, 460 R, B 455 R

Dimensions of additional housing:

202 × 164 × 130 mm (W × H × T),

Protection category: IP 65

A circuit board can be optionally mounted in the control.



Digital weekly timer in a separate additional housing

The timer can switch command units on and off via a volt-free contact.

Extension unit for controls 460 R, B 455 R

Switching capacity: 230 V AC 2.5 A / 500 W

Can be switched over to summer / winter time

Manual switching: automatic operation, switching preselection permanently ON / OFF

Dimensions of additional housing:

202 × 164 × 130 mm (W × H × T),

Protection category: IP 65



Summer / winter activating kit in an additional housing

Function for full opening of door and individually programmable intermediate travel limit.

Extension unit for controls 460 R, B 455 R

Dimensions of additional housing:

202 × 164 × 130 mm (W × H × T),

Protection category: IP 65



DI 1 induction loop in a separate additional housing

Suitable for one induction loop.

The detector has a normally open contact and a change-over contact.

DI 2 induction loop (not shown) in a separate additional housing

Suitable for two separate induction loops.

The detector has two volt-free normally open contacts. Can be set for impulse or permanent contact. Directional recognition possible.

Dimensions of additional housing:

202 × 164 × 130 mm (W × H × T),

Switching capacity:

DI 1: low voltage 2 A, 125 V A / 60 W

DI 2: 250 V AC, 4 A, 1000 VA, (resistive load AC)

Supplied without loop cable



Loop cable for induction loop

50 m roll

Cable designation: SIAF,

Cross-section: 1.5 mm²,

Colour: brown



Activating kit for warning light for fitting in an existing housing or optionally in a separate extension housing, incl. 2 yellow warning lights

Extension unit for control 445 R, 460 R, B 455 R. The activating kit for warning lights serves as a visual indicator while the door is moving (weekly timer, optional for 460 R, B 455 R).

Applications:

Start warning (for 445 R, 460 R, B 455 R), automatic timer (460 R, B 455 R). After the set hold-open phase has elapsed (0–480 s), the warning lights flash during the set pre-warning phase (0–70 s).

Traffic light dimensions:

180 × 250 × 290 mm (W × H × D)

Dimensions of additional housing:

202 × 164 × 130 mm (W × H × D)

Contact load: 250 V AC : 2.5 A / 500 W

Protection category: IP 65

Traffic light material:

High-quality aluminium housing, powder-coated

Traffic control in a separate additional housing or for fitting in an existing housing, incl. 2 red / green warning lights

Extension unit for control 460 R and B 455 R. The activating kit for warning lights serves as a visual indicator for regulating the entrance and exit (optional weekly timer).

Duration of the green phase: Adjustable from 0–480 s

Duration of the clearance phase: Adjustable from 0–70 s

Traffic light dimensions:

180 × 410 × 290 mm (W × H × D)

Dimensions of additional housing:

202 × 164 × 130 mm (W × H × D)

Contact load: 250 V AC : 2.5 A / 500 W

Protection category: IP 65

Traffic light material:

High-quality aluminium housing, powder-coated



**UAP 300
for WA 300 R S4**

For impulse selection, partial opening function, limit switch reporting and activating kit for warning light with 2 m system cable

Protection category: IP 65

Max. switching capacity:

30 V DC / 2.5 A (resistive load)

250 V AC / 500 W (resistive load)

Dimensions:

110 × 45 × 40 mm (W × H × D)

**HOR 300
for WA 300 R S4**

To control limit switch reporting or warning lights with 2 m connecting lead

Protection category: IP 44

Max. switching capacity:

30 V DC / 2.5 A (resistive load)

250 V AC / 500 W (resistive load)

Dimensions:

110 × 45 × 40 mm (W × H × D)

**Radar movement detector
RBM 2**

For "Open door" impulse with directional recognition, max. fitting height: 6 m

Dimensions:

155 × 132 × 58 mm (W × H × D)

Contact load:

24 AC / DC, 1 A at resistive load

Protection category: IP 65

**Remote control for radar
movement detector
Optional**

Overview of rolling shutters and rolling grilles

Construction and quality features

● = Standard

○ = Optional

		SB Rolling Shutter				SB rolling grille		
		Decotherm		HR 120		HG-L	HG 75	
		A	S	A	aero			
Wind load EN 12424	Class 2 up to door width in mm	5000	5000	5000	4000	–	–	
	Higher wind loads on request	–	–	–	–	–	–	
Water tightness EN 12425		0	0	0	0	0	0	
Thermal insulation	Appendix B EN 12428 Individual shutter section (U = W/m ² ·K)	4.6	3.9	–	–	–	–	
	Shutter 4 × 4 m, fitted (U = W/(m ² ·K))	–	–	–	–	–	–	
Door sizes	Max. width (LZ) mm	5000	5000	5000	4000	6000	6000	
	Max. height (RM) mm	4500	4500	4500	4000	4500	3500	
Space requirements	See the technical manual							
Curtain material	Single-skinned aluminium	–	–	●	●	●	●	
	Double-skinned aluminium	●	–	–	–	–	–	
	Single-skinned steel	–	–	–	–	–	–	
	Double-skinned steel	–	●	–	–	–	–	
Curtain surface	Bright-rolled aluminium	●	–	●	●	–	–	
	Mill-finished aluminium	–	–	–	–	●	–	
	Stucco-textured aluminium	–	–	–	–	–	–	
	Aluminium coated in RAL 9002	○	–	○	○	○	–	
	Aluminium coated in RAL 9006	○	–	○	○	○	○	
	Aluminium coated in RAL to choose	–	–	○	–	○	○*	
	Anodised aluminium E6 / EV 1	–	–	–	–	○	–	
	Galvanized steel	–	●	–	–	–	–	
	Galvanized steel coated in RAL 9002	–	○	–	–	–	–	
	Galvanized steel coated in RAL 9006	–	○	–	–	–	–	
	Galvanized steel coated in RAL to choose	–	○	–	–	–	–	
Own weight of curtain	Approx. kg/m ²	4.2	10.3	6.0	5.5	6.5	6.7	
Side Door	Matching the door	○	○	○	○	–	–	
Glazing	Rectangular window	–	○	○	–	–	–	
	Logistics arrangement	○	○	○	–	–	–	
Seals	All-round on 4 sides	○	○	○	–	–	–	
Locking systems	Internal locking	○	○	○	○	○	○	
	External / internal locking	○	○	○	○	○	○	
Anti-lift kit		–	–	–	–	●	●	
Safety equipment	Finger trap protection	●	●	●	●	–	–	
	Side trap guard	○	○	○	○	○	○	
	Safety catch	●	●	●	●	●	●	
Fastening options	Concrete	●	●	●	●	●	●	
	Steel	●	●	●	●	●	●	
	Brickwork	●	●	●	●	●	●	
	Timber	●	●	●	●	●	●	

	TGT rolling shutter / rolling grille				Classic rolling shutter						Classic rolling grille		
	Decotherm		HG-L	Basic rolling grille	Decotherm		HR 116	HR 120			HG-A	HG-V	HG-S
	A	S		HG-L	A	S	A	A	S	aero			
	5000	5000	-	-	4000	10000	10000	7500	10000	4500	-	-	-
	-	-	-	-	○	○	○	○	○	○	-	-	-
	0	0	0	0	0	0	0	0	0	0	0	0	0
	4.6	3.9	-	-	4.6	3.9	5.3	-	-	-	-	-	-
	-	-	-	-	-	4.3	5.8	-	-	-	-	-	-
	5000	5000	5000	9000	4000	10000	11750	11750	11750	11750	8000	11750	11750
	2400	2400	2400	5500	4000	9000	9000	8000	8000	8000	8000	8000	8000

	-	-	●	●	-	-	-	●	-	●	●	●	-
	●	-	-	-	●	-	●	-	-	-	-	-	-
	-	-	-	-	-	-	-	-	●	-	-	-	●
	-	●	-	-	-	●	-	-	-	-	-	-	-
	●	-	-	-	●	-	-	●	-	●	●	●	-
	-	-	●	●	-	-	-	-	-	-	-	-	-
	-	-	-	-	-	-	●	-	-	-	-	-	-
	○	-	○	○	○	-	○	○	-	○	-	-	-
	○	-	○	○	○	-	○	○	-	○	-	-	-
	-	-	○	○	-	-	○	○	-	-	○	-	-
	-	-	○	○	-	-	-	-	-	-	○	-	-
	-	●	-	-	-	●	-	-	●	-	-	-	●
	-	○	-	-	-	○	-	-	-	-	-	-	○
	-	○	-	-	-	○	-	-	-	-	-	-	○
	-	○	-	-	-	○	-	-	-	-	-	-	○
	4.2	10.3	6.5	6.5	4.2	10.3	10.0	6.0	15.0	5.5	7.0	7.5	15
	○	○	-	-	○	○	○	○	○	○	○	○	○
	-	○	-	-	-	○	○	○	○	-	-	-	-
	○	○	-	-	○	○	○	○	○	-	-	-	-
	○	○	○	○	○	○	○	○	○	○	○	○	○
	○	○	○	○	○	○	○	○	○	○	○	○	○
	-	-	●	●	-	-	-	-	-	-	●	●	●
	●	●	-	-	●	●	●	●	●	●	-	-	-
	○	○	○	○	○	○	○	○	○	○	○	○	○
	●	●	●	●	●	●	●	●	●	●	●	●	●
	●	●	●	●	●	●	●	●	●	●	●	●	●
	●	●	●	●	●	●	●	●	●	●	●	●	●
	●	●	●	●	●	●	●	●	●	●	●	●	●
	●	●	●	●	●	●	●	●	●	●	●	●	●

* RAL 9016, RAL 7035, RAL 9006, RAL 5011, RAL 8028, RAL 7016, RAL 9005

Hörmann product range

Everything from a single source for your construction project

1 Sectional doors

These space-saving door systems can be adapted to different industrial facilities using various track applications. Hörmann offers you tailored solutions for every application.

2 Rolling shutters and rolling grilles

Thanks to a simple construction with just a few components, rolling shutters are both economical and sturdy. Hörmann supplies rolling shutters in widths and heights of up to 11.75 m and 9 m respectively, or as special doors which are even larger.

3 High-speed doors

Hörmann high-speed doors are used both inside and as exterior doors to optimise the flow of traffic, improve room conditions and save energy. The Hörmann programme includes vertically and horizontally opening transparent doors with flexible curtains.

4 Loading technology

Hörmann offers you complete loading systems for the logistics sector. The advantages: reliable planning, dependable execution of construction work and high functionality thanks to precisely matched components.

5 Fire and multi-purpose sliding doors

Hörmann can provide you with single or double-leaf sliding door solutions suitable for all areas and required fire protection classes, or without fire protection.

6 Multi-function doors and reinforced internal doors

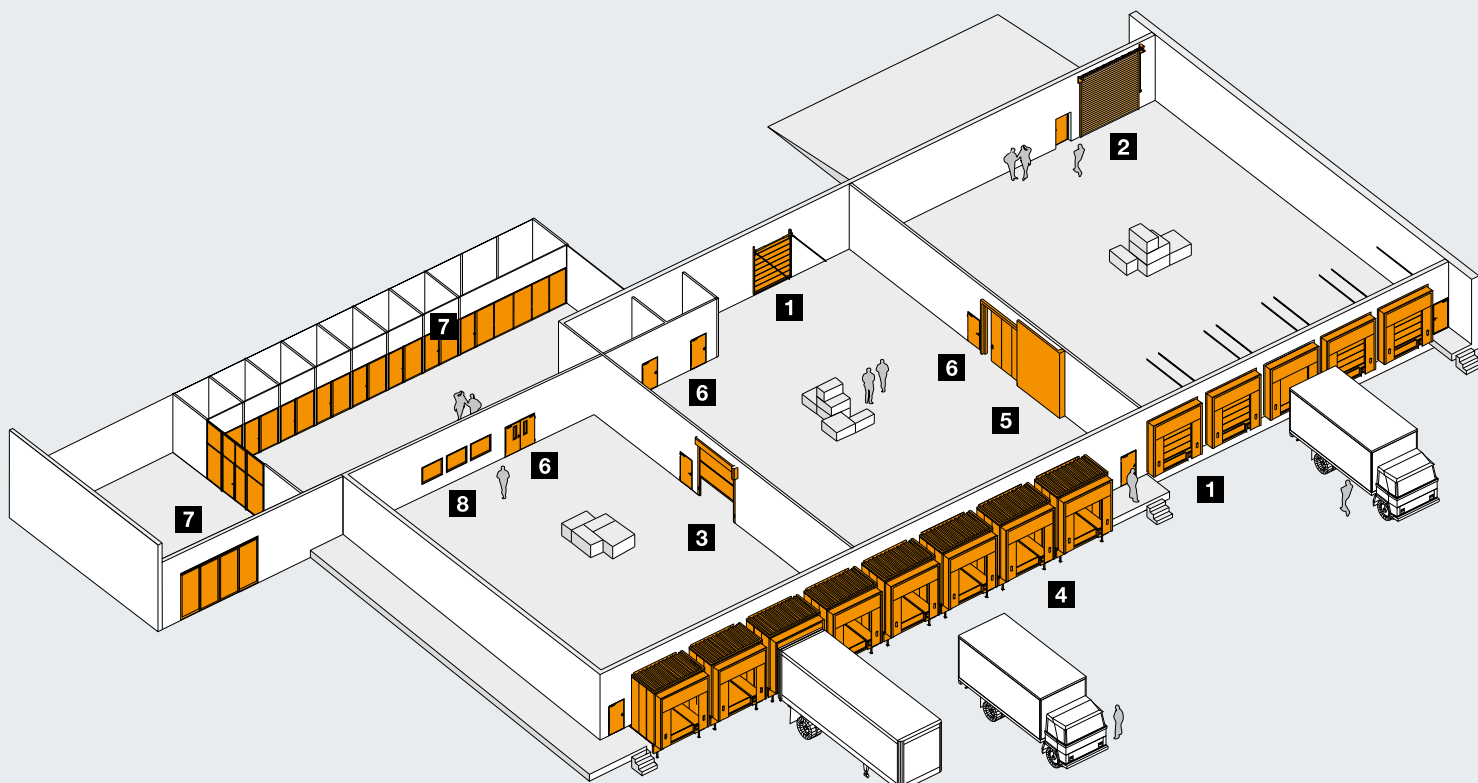
Hörmann multi-function doors and reinforced internal doors are suitable for indoor and outdoor use. Our single and double-leaf doors can be used wherever robust door elements are required. With numerous additional functions, such as fire and smoke protection, acoustic insulation or burglar protection.

7 Box frame parts

For areas in which appearance is important, such as administrative buildings, Hörmann offers you fire and smoke protection doors as well as steel and aluminium fixed glazing and automatic sliding doors, also suited for special fire protection requirements.

8 Visibility windows

Hörmann visibility glazings are used as windows or room-high elements to provide more light and better visibility.





**Quick service with testing,
maintenance and repairs**
Our extensive service network
means that we are always nearby
and at your service around the clock.



Hörmann: Quality without Compromise



Hörmann KG Amshausen, Germany



Hörmann KG Antriebstechnik, Germany



Hörmann KG Brandis, Germany



Hörmann KG Brockhagen, Germany



Hörmann KG Dissen, Germany



Hörmann KG Eckelhausen, Germany



Hörmann KG Freisen, Germany



Hörmann KG Ichtshausen, Germany



Hörmann KG Werne, Germany



Hörmann Genk NV, Belgium



Hörmann Alkmaar B.V., Netherlands



Hörmann Legnica Sp. z o.o., Poland



Hörmann Beijing, China



Hörmann Tianjin, China



Hörmann LLC, Montgomery IL, USA



Hörmann Flexon LLC, Burgettstown PA, USA

Hörmann is the only manufacturer worldwide that offers you a complete range of all major building products from one source. We manufacture in highly-specialised factories using the latest production technologies. The close-meshed network of sales and service companies throughout Europe, and activities in the USA and China, make Hörmann your strong partner for first-class building products, offering “Quality without Compromise”.

GARAGE DOORS
OPERATORS
INDUSTRIAL DOORS
LOADING EQUIPMENT
HINGED DOORS
DOOR FRAMES

