

[Special Series]

Haas VM Series



The Vertical Mold Making Machines

Side-mount tool changer
(24+1 tools) swaps tools
in just 2,8 seconds

Inline direct-drive spindle features
12 000-rpm and on-the-fly
wye-delta switching



Specially designed table with
T-slots in X and Y directions, plus
precision dowel-pin bores and
drilled & tapped holes.

Warranty: 1 Year Parts and Labor

[Standard Features]

- 22,4 kW Vector Drive
- 12 000-rpm 40-Taper Spindle
- Inline Direct Drive
- 24+1 Side-Mount Tool Changer
- Programmable Coolant Nozzle
- 15" Color LCD Monitor w/USB Port
- High-Speed Machining w/Look-Ahead
- Rigid Tapping
- Ethernet Interface
- Chip Auger System
- Automatic Air Gun
- Coordinate Rotation & Scaling
- User-Definable Macros
- Enhanced Remote Jog Handle w/LCD
- Power Failure Detection Module
- 750 MB Program Memory
- Brushless Servos on All Axes
- Made in the USA



Haas Automation Europe | www.HaasCNC.com | +32 2 522 99 05 | Made in U.S.A.

Specifications subject to change without notice. Not responsible for typographical errors. Machines shown with optional equipment.


Haas VM Series

The Vertical Mold Making Machines



The Haas VM Series machines are high-performance VMCs that provide the accuracy, rigidity and thermal stability required for mold making, tool & die work and other high-precision industries.

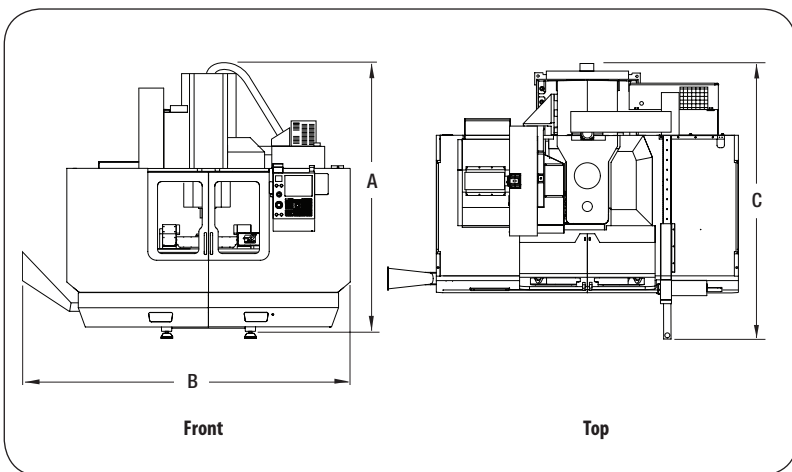
Each machine features a generous work cube, a multi-fixturing table and a 12 000-rpm inline direct-drive spindle. Standard features include the Haas high-speed control with full look-ahead, 24-pocket side-mount tool changer, programmable coolant nozzle, automatic air gun and much more.



For versatile fixturing, VM Series machines feature a specially designed table that has T-slots in both X and Y directions, as well as precision dowel-pin bores and a pattern of drilled & tapped holes.



The Haas-built 12 000-rpm inline direct-drive spindle, combined with the Haas high-speed control with full look-ahead, provides the accuracy and fine surface finishes mold makers and other high-precision industries demand.



Operating Dimensions	VM-2	VM-3	VM-6
A. Max Operating Height	2 946 mm	2 997 mm	3 023 mm
B. Max Operating Width	3 175 mm	3 886 mm	4 801 mm
C. Max Operating Depth**	2 769 mm	2 845 mm	3 099 mm

**With control swung forward. Additional 914 mm required to open rear service panel.

[Specifications]

Travels	VM-2	VM-3	VM-6
X	762 mm	1 016 mm	1 626 mm
Y	508 mm	660 mm	813 mm
Z	508 mm	635 mm	762 mm

Table	VM-2	VM-3	VM-6
Length	914 mm	1 372 mm	1 626 mm
Width	457 mm	635 mm	711 mm
Max Weight on Table	1 361 kg	1 588 kg	1 814 kg


Spindle	VM-2	VM-3	VM-6
Speed	12 000 rpm		
Drive System	Inline Direct Drive		
Max Torque	122 Nm @ 2 000 rpm		
Max Rating	22,4 kW		

Brushless Axis Motors	VM-2	VM-3	VM-6
Max Thrust			
X Axis	15 124 N	24 910 N	15 124 N
Y Axis	15 124 N	24 910 N	15 124 N
Z Axis	24 910 N	24 910 N	24 910 N

Feedrates	VM-2	VM-3	VM-6
Max Rapids			
X Axis	18,0 m/min	18,0 m/min	13,7 m/min
Y Axis	18,0 m/min	18,0 m/min	15,2 m/min
Z Axis	18,0 m/min	18,0 m/min	15,2 m/min
Max Cutting	12,7 m/min	12,7 m/min	12,7 m/min

Tool Changer	VM-2	VM-3	VM-6
Capacity	24+1 (40+1 optional)		
Tool Type/Taper	CT 40 (BT 40 optional)		
Max Tool Diameter	76 mm		
Tool to Tool	2,8 sec		
Chip to Chip	3,6 sec		

General	VM-2	VM-3	VM-6
Machine Weight	3 402 kg	6 350 kg	9 526 kg
Power Required (min)	354-488 VAC 3-Phase		



Specifications subject to change without notice.
Not responsible for typographical errors.
Machines shown with optional equipment.