

Design and calculation aids, applications, diagrams

Designing with E-Chains® ► from page 1.1



Multi-axis E-Chains® for robotic or 3D movements

Triflex® R, Triflex®, TwisterChain® ► from page 2.1



Low-priced, easy to fill E-Chains®

Easy Chain®, System E1, SnapChain ► from page 3.1



Zip-open, easy to fill E-Chains® and E-Tubes

Zipper E-Chains® and E-Tubes ► from page 4.1



Allrounder E-Chains® and E-Tubes, snap-open*, micro, mini, medium sizes

E2 micro, mini, E2/000 medium ► from page 5.1 *enclosed series from page 5.86



Dirt- and debris protection, snap-open E-Tubes

E2 E-Tubes: Serie R, R100 and RX ► from page 6.1



Universal E4 modular kit, E-Chains® and E-Tubes for all applications

System E4 - Series E4.1, E4/light, E4/00, E4/4 ► from page 7.1



Cleanroom E-Chains® and E-Tubes, low noise, low vibration

System E3, T3, E6 ► from page 8.1



Guide troughs and special solutions for long travel applications

System P4, Rol E-Chain®, AUTO-GLIDE, Guidelok, Flizz® ► from page 9.1



Strain relief... clamps, tiwrap plates, clips etc.

Chainfix strain relief ► from page 10.1



Cable protection

PMA conduits ► from page 11.1



Older products, about igus®, terminology index, igus® addresses

Classic-series, technical annex ► from page 12.1

1
2
3
4
5
6
7
8
9
10
11
12

Products

Robotic- and 3D E-Chains[®], circular movements

Robotics applications Triflex[®] RB closed design	Robotics applications Triflex[®] RB "Easy" design	Non robotic applications Triflex[®] RB light design
--	--	--



New accessories, new size!



TRC: closed design, smooth and robust exterior
▶ page 2.12



New accessories, new size!



TRE: "easy" Design, easily to be filled 3D E-Chain[®]
▶ page 2.14



New accessories!



TRL: light weight and cost-efficient 3D E-Chain[®]
▶ page 2.16

More attractive, easy to fill E-Chains[®]

Simply press cables in Easy Chain[®] Version E	Simply press cables in Easy Chain[®] Version Z	E-Chain [®] on one strip System E1
---	---	---

Also available as ESD version!



Split crossbar along the outer radius. Some series available with multiple chamber system ▶ from page 3.4

Also available as ESD version!



Split crossbar along the inner radius. Some series available with multiple chamber system ▶ from page 3.4



Snap-open lids along the outer radius, very easy to fill
▶ from page 3.64

Smallest E-Chains[®]

Smallest sizes - one-piece
E2 micro | Non snap-open



Non snap-open. Smallest inner heights and bending radii.
▶ from page 5.8

Small E-Chains[®]

Smallest sizes - two-piece
E2 micro | Snap-open



Snap-open along outer radius with film-hinge
▶ from page 5.30 / 5.38

Small sizes - one-piece
E2 mini | Non snap-open



Non snap-open. Large pins and double stop dog system
▶ from page 5.48

3D applications
Easy Triflex® | Simple filling



Easy Triflex®: "easy" Design, easily to be filled
 13-38,5
 13-38,5
 ▶ page 2.36

3D applications
Triflex® | Closed version



Triflex®: protection against dirt and chips, combined circle- and stroke-movements
 16-75
 ▶ page 2.48

Circular movements
TwisterChain® | Snap-open



New guide trough system!
 Crossbars can be opened on both sides, circular motions up to 60°
 28-56
 ▶ page 2.62

Loop - E-Chains®
SnapChain



Adjustable loops, to be opened along the outer radius. 2 sizes available
 50-120
 ▶ from page 3.68

Fast assembly with zipper
Zipper | E-Chains®



Zip-open along outer radius, fast assembly
 9-32
 ▶ from page 4.4

Fast assembly with zipper
Zipper | E-Tubes



Zip-open along outer radius, fast assembly
 10,3-32
 ▶ from page 4.28

Small sizes - two-piece
E2 mini | Snap-open



New version!
 Snap-open along inner radius, double stop dog system
 20-32
 ▶ from page 5.66

Small sizes - two-piece
E2 mini | Snap-open



Snap-open along outer radius, double stop dog system
 17-32
 ▶ Seite 5.70

Allrounder E-Chains®/E-Tubes

Medium sizes - **E-Chain®** - two-piece
E2/000 | Snap-open



Snap-open along inner radius. High stability, quiet motion
 21-45
 ▶ from page 5.90

Products

Allrounder E-Chains®/E-Tubes (Continuation of page 3)

Medium sizes - **E-Chain®** - two-piece
E2/000 | Snap-open

Medium sizes - **half E-tube** - two-piece
E2/000 | Snap-open

Medium sizes - **E-Tube** - two-piece
E2/000 | Snap-open



New sizes!



New sizes!



Snap-open along outer radius.
High stability, quiet motion
▶ from page 5.90



Snap-open along inner radius.
High stability, quiet motion
▶ from page 5.90



Snap-open along inner radius.
High stability, quiet motion
▶ from page 5.90

E4.1 - Universal E4 modular kit, E-Chains®/E-Tubes for almost all applications

Standard - 4-piece, snap-open
E4.1 | Crossbars every link

Standard - 4-piece, snap-open
E4.1 | Crossbars every 2nd link

Standard - 4-piece - hinged, removable lids
E4.1 | E-Tubes, fully enclosed

New, optimized interior separation kit for E4.1, new accessories!



New sizes!



Long travels, large unsupported lengths, snap-open along both radii ▶ from page 7.14



Long travels, large unsupported lengths, snap-open along both radii ▶ from page 7.14

New widths!



Long travels, large unsupported lengths, snap-open along both radii ▶ from page 7.14

E4/00 - For new designs we recommend E4.1!

4-piece, snap-open along both radii
E4/00 | Crossbars every link

4-piece, snap-open along both radii
E4/00 | Crossbars every 2nd link

Standard - 4-piece - hinged, removable lids
E4/00 | E-Tubes, fully enclosed



The E4.1 predecessor for smooth motion and easy assembly
▶ from page 7.160



The E4.1 predecessor for smooth motion and easy assembly
▶ from page 7.160



The E4.1 predecessor for smooth motion and easy assembly
▶ from page 7.160

Protection against dirt and chips, snap-open E-Tubes

Snap-open along both radii
E2 E-Tubes | R100



Snap-open on both sides.
Excellent chip protection
▶ from page 6.4

Snap-open along outer radius
E2 E-Tubes | R



Removable lids along outer radius. Small pitch for smooth operation ▶ from page 6.4

Snap-open along outer radius
RX E-Tubes | RX40



World premiere!
Full chip protection without undercuts, projecting edges and gaps
▶ from page 6.54

E4/light - Low weight, economic and stable

4-piece, snap-open
E4/light | Crossbars every link



Light and stable. Inner-/outer-link design - Save weight and money!
▶ from page 7.122

4-piece, snap-open
E4/light | Crossbars every 2nd link



Light and stable. Inner-/outer-link design - Save weight and money!
▶ from page 7.122

4-piece - hinged, removable lids
E4/light | E-Tubes, fully enclosed



Light and stable. Inner-/outer-link design - Save weight and money!
▶ from page 7.122

E4/4 - For new designs we recommend E4.1!

4-piece, snap-open along both radii
E4/4 | Crossbars every link



The E4.1 predecessor for long travel and side-mounted applications
▶ from page 7.222

4-piece, snap-open along both radii
E4/4 | Crossbars every 2nd link



The E4.1 predecessor for long travel and side-mounted applications
▶ from page 7.222

4-piece - hinged, removable lids
E4/4 | E-Tubes, fully enclosed



The E4.1 predecessor for long travel and side-mounted applications
▶ from page 7.222

Products


Cleanroom E-Chains® - low noise, low vibration

Superquiet in small spaces
E3 | E-Chains®

For highly dynamic applications, low-noise
T3 | E-Chains® - Band

Low vibration, for cleanroom applications
E6 | E-Chains®

New widths, new radii



Snap-open along outer radius.
Fast assembly - crossbars "on a string" ▶ from page 8.8



Snap-open along outer radius.
Low-price for simple applications
▶ from page 8.26



No pin/bore connections, minimal abrasion, snap-open along both radii ▶ from page 8.38

Stable and rugged for heavy duty applications
Steel guide troughs

Lets light and dirt through
Tubular troughs | System RS

Low price, easy assembly
Snap-in troughs | System SP



For special applications in rough environments. Huge product range ▶ from page 9.42



Resistant to dirt.
Easy assembly and low price
▶ from page 9.66



Very small trough.
Easy assembly and low price
▶ from page 9.68

Long travels without guide troughs
AUTO-GLIDE

Upper run guide, unsupported travels 50m
Guidelok | horizontal

Secure vertical guidance up to 80 m
Guidelok | vertical



Self-guiding E-ChainSystem®.
No guide troughs required
▶ from page 9.90



New in this catalog!

Upper run guide for long travels, unsupported in critical chip areas
▶ from page 9.96



Simple, costeffective solution for vertical applications with lateral motion
▶ from page 9.98


Guide Troughs - secure guide on long travels

Superquiet, low vibration, cleanroom
E6 | E-Tubes, removable lids


Basic version - for general machinery
Aluminium "SuperTrough"

Heavy-duty version - for rugged plant construction
Aluminium "SuperTrough"



 29-52 No pin/bore connections, minimal abrasion, snap-open along both radii ▶ from page 8.38



 77-236 The igus® standard guide trough. Very simple, modular assembly ▶ from page 9.12



 87-236 Recommended for plant construction ▶ from page 9.12

Support of the lower run

Support tray tool kit
Support tray

New in this catalog!



Support tray tool kit for support of the lower run, price-saving
▶ page 9.70


Special solutions - long travels without guide troughs

Energy efficiency system for long travels
System P4 | Rol E-Chain®

Rolling instead of gliding
Rol E-Chain®

New size!



 32-80 Secure, virtually maintenance-free energy supply for long travels up to 800 m ▶ from page 9.78



 32-80 Reduction in drive power to less than 25 % for moving the E-Chain® ▶ from page 9.86

Enclosed plastic trough
LBT Flizz®


Small E-Chains® in aluminum profile
Micro Flizz®

Magnetic, floating, gliding
LeviChain



 24 High speeds and accelerations, price-saving
▶ from page 9.100



 11-13 Master long travels with the smallest E-Chains® without failures
▶ from page 9.104




 22,5 Magnetic, "floating" E-ChainSystem®
▶ from page 9.112

Products

Project (Continuation of page 7)

Fast project planning, completely from stock
Modular system for projects



Faster quotations,
 faster project planning
 ► from page 9.116

Chainfix strain relief

For maximum pull forces, adjustable
Clamps | Galvanized or stainless steel

New version!



Single, double and triple clamp housing incl. top/bottom and stacker saddle clamps. Galvanized or stainless steel (Material 1.4301)
 ► from page 10.4


For various possibilities
Multi-Clamps

New in this catalog!



Chainfix-Adapter. Save assembly time, space and money. Compact and modular. For small outer diameters ► page 10.6

For top hat rail and C-profile
Biggets



Completely simple and universal cable fixation for top hat rail and C-profile
 ► page 10.10

Separators with integrated strain relief
Strain relief separators

New size!



Separator with integrated strain relief - easy strain relief with cable tiewraps
 ► page 10.11

Strain relief for hoses
Blocks



igus® blocks - Special strain relief for hoses. A Modular, space-saving system
 ► page 10.11

igus® classics - older products are still available! - for new designs we recommend E2000

Classic-Series
E2 medium | bh snap-open



25-45
 bh snap-open.
 Double stop dog system
 ► from page 12.4

Classic-Series
E2 medium | Snap-open



25-45
 Snap-open along inner radius.
 Double stop dog system
 ► from page 12.6

Classic-Series
E2 medium | Snap-open




25-45
 Snap-open along outer radius.
 Double stop dog system
 ► page 12.8

For universal tiewrap, bolted or clip-on
Tiewrap plates



Chainfix tiewrap plates as single parts, suitable for assembly in the KMA mounting brackets **► from page 10.8**

Clip-on connection for the C-profile
Tiewrap plates



Tiewrap plates with clip-on connection for the C-profile. Easy to assemble and disassemble without any screws **► page 10.69**

High tensile forces, modular, clip-on
Clips



For E-Chains® with C-profiles, also suitable for assembly in the KMA mounting brackets and clip-on strain relief for crossbars **► from page 10.10**

PMA

Cable protection
PMAFLEX conduits



Conduits
► page 11.4

Safety and sealing systems
PMAFIX connectors



Connectors
► page 11.4

PMA - Accessories




Accessories
► page 11.4

Special solutions


Increased inner height, crossbars every link
Series 38022 | E4/00




 52 Based on Series 380 - version with increased inner height **► from page 12.12**


Increased inner height, crossbars every link
Series 383822 | E4/4



 52 Based on Series 3838 - version with increased inner height **► from page 12.14**

Special solution
E-Band



 25,5 Low-abrasion chain links are suitable for cleanroom applications **► page 12.18**

News 2009

in this catalog and online

Triflex® R (TRC/TRE)
New size: 125 (Ø135 mm)



The now largest 3D igus® E-Chain® for very large fill packages as TRC- and TRE-version ► [page 2.12](#)

Triflex® RS
Universal modul, new size: 100




The approved universal modul robotic movements now with Triflex® R size 100 ► [page 2.22](#)

Triflex® RS - Adapter brackets
for 43 robots from stock




43 adapter bracket types for many different robots and RS-modules from stock - please download 3D-data ► www.igus.eu/triflexconsole ► [page 2.23](#)

Fixation to axis 6
for all robots



Easy and fast fixation to axis 6 ► [page 2.23](#)

Line extension -
Two-piece E2 mini E-Chains®, Series B17i



Series B17 snap-open along outer radius with film-hinge ► [page 5.76](#)

Line extension -
E2/000-Tubes



New widths for the E2/000-allrounder E-Tubes Series 3450/3480 ► [page 5.118](#)

Triflex® R
Quick exchange kit



Quick exchange of hose packages within seconds, without tools
▶ page 2.21

Triflex® R
QuickLock protector



Easy and fast assembly, no additional screws
▶ page 2.25

TwisterChain® - Better guidance for circular motion - increase cycle life



New Guide Trough system for igus® TwisterChain® . Reduce installation time and increase cycle life
▶ page 2.70

Quick assembly with Easy Chain®
Now available as ESD




Cost effective and easy to fill E-Chains® for ESD/Atex applications
▶ chapter 3

Totally new, two-piece E-Tube RX with chip repellent design



A world premiere from igus® - a totally redesigned E-Tube - repels chips, is extremely tight, and can still be opened!
▶ page 6.50

E4 E-Tubes with snap-on lids made of Polymer or Aluminum




Another world premiere against chips. Lids with special seals are clipped onto an E-Chain®. All existing elements are still useable - absolutely chip-tight! ▶ www.igus.eu/spaene

News 2009

in this catalog and online

New: Interior separator kit for System E4.1



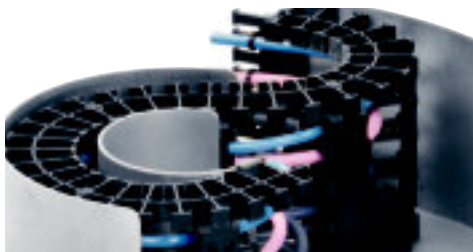
Guide cables precisely and increase cycle life. Cables last up to 4 times. Better interior separation with fewer parts ► [page 7.12](#)

Crossbars with notch teeth for side-mounted applications



Notch teeth on the crossbar ensure safe fit against the notch separators, for side-mounted applications. The additional, plane surface scaling makes exact positioning of the separator easy ► [page 7.12](#)

E-Chains® and modules for circular movement - ex stock



Small circular T3 modules for reverse bending radii (RBR). Available from stock as complete system. ► www.igus.eu/circularmovement

New widths and new radii for System E3



Small E-Chains® for highly dynamic applications. Inner heights: 10 - 22 mm. IPA Class 1 Certification (DIN ISO EN 14644, E3.15.040.075.0) ► [page 8.4](#)

P4 Rol E-Chain® - new sizes for energy efficient power supply



New sizes complete the tool box for energy efficient power supply on long travels. Save up to ca. 60% power with P4 ► [page 9.78](#)

Avoid chips on long travels Guidelok horizontal




Especially for long, gliding travels on machine tools, metallic chips are a problem. igus® Guidelok is a cost-effective solution ► [page 9.96](#)

Line extension
New widths for enclosed E4.1 E-Tubes



New widths for enclosed E-Tubes, ensuring protection against dirt and chips - Series R4.42 ► [page 7.48](#) and R4.80 ► [page 7.76](#)

Line extension
Extension links for E4.80



"Infinite" E-Chain® and E-Tube width with igus® extension links. New: Extension links for Series E4.80 and R4.80 ► [page 7.84](#)

New widths and new radii
for System E6



New radius for series E6.35. Wear resistant spring connectors ensure cleanroom compatibility and IPA cleanroom class 1 certification (DIN ISO EN 14644, E6.29.060.150.0.CR) ► [page 8.50](#)

Support for the lower run
Ready made Support Trays




Simple one-piece support trays for the lower E-Chain® run. We supply the fitting E-Chain®, together with the support tray system. Ready to install onto your machine or application ► [page 9.70](#)

Strain relief - even faster
Chainfix clamp



Improved stability and identification with correct install direction for all igus® CFX-clamps ► [page 10.5](#)

Strain relief - more versatile
Chainfix Multi



Chainfix-Adapter for numerous applications. Reduced assembly time and space. Compact and modular. For small diameters, price-saving ► [page 10.6](#)

News 2009

Chainflex®-catalog and online

Cost effective PUR data cable Chainflex® CF112 PUR



Cost-effective data cable features high abrasion-resistant PUR jacket blend and a pressure-extruded PUR inner jacket. Oil resistant, flame-retardant, PVC-free, halogen-free, 10 x d ▶ www.igus.eu/chainflexnews

Cost-effective twisted pair data cable Chainflex® CF113 PUR



The cost-effective twisted pair data cable with a highly flexible overall copper shield. Oil resistant, flame-retardant, PVC-free, halogen-free, 10 x d ▶ www.igus.eu/chainflexnews

Torsion-resistant Chainflex® hybrid cable Chainflex® CFROBOT9



The highly wear-resistant, flame-retardant and halogen free PUR jacket blend protects the braiding elements, torsion angles of $\pm 180^\circ$ with 1 m cable length ▶ www.igus.eu/chainflexnews

Torsion-resistant Chainflex® bus cable Chainflex® CFROBOT8



High abrasion-resistant halogen-free PUR jacket blend with stranded, dampening elements, flame-retardant ▶ www.igus.eu/chainflexnews

MTW, NFPA control cable Chainflex® CF150.MTW



Bundle twisted control cable according to NFPA- Standard. UL listed, oil-proof PVC jacket blend, flame-retardant, 10 x d ▶ www.igus.eu/chainflexnews

MTW, NFPA-cable Chainflex® CF160.MTW



Bundle twisted, shielded control cable according to NFPA- Standard. UL listed, oil-proof PVC jacket blend, flame-retardant, 10 x d ▶ www.igus.eu/chainflexnews

Harnessed TPE Koax cable Chainflex® CFKCoax1



Koax cable for maximum load requirements, TPE outer jacket. Resistant to: oil, also to bio-oils, UV, Hydrolysis and microbe. 10 x d ▶ www.igus.eu/chainflexnews

Chainflex® CFKCoax1.01 and 1.05 Connector-cabel combinations



Harnessed Koax cables for maximum load requirements in many connector-cabel combinations ▶ www.igus.eu/chainflexnews

Cost effective PVC servo cable
Chainflex® CF210.UL PVC



The cost-effective servo cable with oil-proof PVC jacket blend, UL recognized, shielded, oil-resistant, flame-retardant, specifically for the use in unsupported E-Chains®, 10 x d ▶ www.igus.eu/chainflexnews

Cost effective PVC servo cable
Chainflex® CF270.UL.D PVC



The cost-effective, UL/CSA recognized, shielded and oil-resistant and mud-resistant PUR servo cable family. Highly wear-resistant, PVC- and halogen free servo cable, 10 x d ▶ www.igus.eu/chainflexnews

Torsion-resistant Chainflex® motor cable
Chainflex® CFROBOT6



Unshielded, torsion-resistant motor cable for torsion of $\pm 180^\circ$ over a length of 1 m. Highly wear-resistant, flame-retardant and halogen free PUR jacket blend and stranded, dampening elements. ▶ www.igus.eu/chainflexnews

Torsion-resistant Chainflex® motor cable
Chainflex® CFROBOT7




Shielded motor cable. The highly wear-resistant and halogen free PUR jacket blend protects the braiding elements, which are optimized for torsion, torsion $\pm 180^\circ$ with 1 m cable length. Flame-retardant ▶ www.igus.eu/chainflexnews

Fiber optic cable
Chainflex® CFLG.2LB



Universal bus cable with highly wear-resistant TPE jacket blend, gradient glass fibers, PVC-free, halogen-free, 5 x d. High cycle counts and bending radii of only 40 mm ▶ www.igus.eu/chainflexnews

invis® Power
Small PickUp



Inductive, contactless power transmission, small and light. 150 W peak capacity, 120 W continuous output. Output: 560 V DC ▶ www.igus.eu/chainflexnews

Drive systems in 24-48 hours
Harnessed power-, servo- and encoder cables



New for B&R, Danaher Motion, Heidenhain and ELAU, any required length available. Perfect service life even with small bending radii, PVC, PUR, TPE. High availability for short lead time ▶ www.igus.eu/chainflexnews

Shielded initiators
Chainflex® CF10.INI



Shielded initiator with shield and a bending radius of 5 x d. The ideal solution for high speed applications, small bending radii, space restrictions ▶ www.igus.eu/chainflexnews

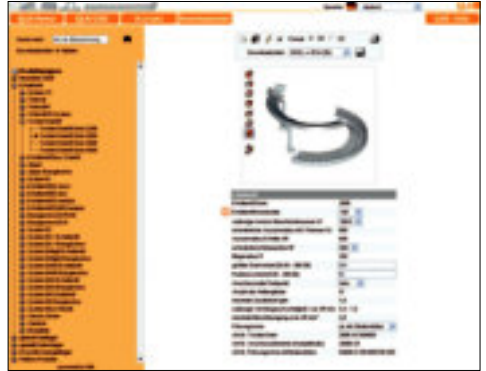
Spiral moves in minutes Generate 3D-models online



Generate fast complete 3D-models for spiral moves with RB®

► www.igus.eu/rb-configurator

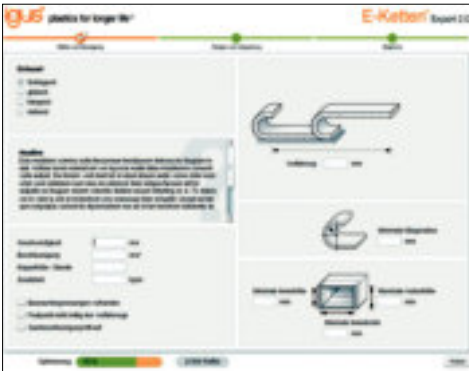
Generate fast complete TwisterChain® 3D-models with guide troughs and accessories



Calculate the E-Chain® length with entering only the rotation angle

► www.igus.eu/twisterconfigurator

E-Chain® Expert 2.0 Easy layout of your E-Chain®



Calculation and layout of E-Chains® for unsupported, gliding, hanging and standing applications. Upon data entry on travel length, speed, acceleration and fill weight, the E-Chain® Expert recommends the E-Chain®, that fits your application ► www.igus.eu/online-tools

Assessing in minutes ReadyChain® Basic configurator



Layout of complete E-Chains®, with interior separation, cables/hoses and strain relief. For registered customers/users the ReadyChain® Basic configurator is available online ► www.igus.eu/online-tools

**QuickPin 2.0
Online Pinout-Configurator**



**Cycle life calculation
for E-Chains®**



In only 3 minutes you choose out of 750 Chainflex® cables and 3,500 connector components, configure cables online, order directly and generate ePLAN electric P8 macro ► www.igus.eu/quickpin

With just a few clicks, you will find out the expected cycle life of an E-Chain® ► www.igus.eu/Echain-lifetime

**Quick search for industry solutions -
Find a reference!**



More than 470 inspiring applications examples with E-ChainSystems® and polymer bearings. Browse through already implemented customer applications and filter them ► www.igus.eu/industrysolutions

**Individual customer catalog -
Reduce processing costs!**



Now igus® can compose individual online catalogs from more than 80.000 products according to the customers desires. The administration takes place in the existing "myigus" customer system. ► www.igus.eu/customercatalog

Technical Details | Triflex® R | Triflex® | TwisterChain®

Legend

- Standard
- Suitable to a limited extent
- ▲ Options
- Especially suitable
- * In preparation / on request

Opening principle



Series / Product

Inner height hi [mm] +
ø cable max.



Inner width Bi [mm]
from - to



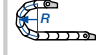
Outer height ha [mm]



Outer width Ba [mm]
from - to



Bending radius R [mm]
from - to



Triflex® R - 3D E-Chain® for robot applications

TRC - closed design



TRC.30	12/10	ø 10	12/10	ø 34,5	ø 34,5	50
TRC.40	15/13	ø 13	15/13	ø 43	ø 43	58
TRC.60	22,5/19,5	ø 20,5	22,5/19,5	ø 65	ø 65	87
TRC.70	28/24	ø 26	28/24	ø 81	ø 81	110
TRC.85	33/28	ø 31	33/28	ø 94,5	ø 94,5	135
TRC.100	37,5/32,5	ø 35,5	37,5/32,5	ø 108	ø 108	145
TRC.125 <small>New</small>	43,3/43,3	ø 41	43,3/43,3	ø 135	ø 135	182

TRE - "Easy" design for fast installation of conduits



TRE.30	12/10	ø 10	12/10	ø 34,5	ø 34,5	50
TRE.40	15/13	ø 13	15/13	ø 43	ø 43	58
TRE.60	22,5/19,5	ø 20,5	22,5/19,5	ø 65	ø 65	87
TRE.70	28/24	ø 26	28/24	ø 81	ø 81	110
TRE.85	33/28	ø 31	33/28	ø 94,5	ø 94,5	135
TRE.100	37,5/32,5	ø 35,5	37,5/32,5	ø 108	ø 108	145
TRE.125 <small>New</small>	43,3/43,3	ø 41	43,3/43,3	ø 135	ø 135	182

TRL - light version with "Easy" Design



TRL.30	12/10	ø 10	12/10	ø 34,5	ø 34,5	50
TRL.40	15/13	ø 13	15/13	ø 45	ø 45	58
TRL.60	22,5/19,5	ø 20,5	22,5/19,5	ø 65	ø 65	87
TRL.70	28/24	ø 26	28/24	ø 81	ø 81	110
TRL.100	37,5/32,5	ø 35,5	37,5/32,5	ø 108	ø 108	145

Easy Triflex® - for 3D motion - simple filling from 2 sides

"Easy" design for fast installation of conduits



E332.25	25	ø 09	25	34	34	48 - 200
E332.32	32	ø 12	32	50	50	75 - 250
E332.50	50	ø 21	50	68	68	100 - 250
E332.75	75	ø 33	75	96	96	140 - 300
E333.25	25	ø 09	25	34	34	48 - 200
E333.32	32	ø 12	32	50	50	75 - 250
E333.50	50	ø 21	50	68	68	100 - 250
E333.75	75	ø 33	75	96	96	140 - 300

Triflex® - for 3D motion - closed

Closed design



332.16	16	ø 14	16	26	26	38 - 100
332.32	32	ø 28	32	50	50	75 - 250
332.50	50	ø 45	50	68	68	100 - 250
332.75	75	ø 67	75	96	96	140 - 300
333.16	16	ø 14	16	26	26	38 - 100
333.32	32	ø 28	32	50	50	75 - 250
333.50	50	ø 45	50	68	68	100 - 250
333.75	75	ø 67	75	96	96	140 - 300

To open











352.50	50	ø 45	50	68	68	100 - 250
353.50	50	ø 45	50	68	68	100 - 250

TwisterChain® - for circular and spiral movements

To open from both sides



2208	28	ø 25	52,5 - 112,5	42	80 - 140	55 - 150
2808	32	ø 29	50 - 150	54	81 - 181	100 - 250
3808	42	ø 39	50 - 200	64	85 - 235	100 - 250
4008	56	ø 53	50 - 200	84	93 - 243	150 - 400

Pitch [mm]	Unsupported fill weight max [kg/m]		Unsupported length E_{β} max [m]	Long travel max [m]	Interior separation possibilities			ESD/ATEX 	Cleanroom 	UL-V2 	Low noise 	Price index 	Page
					Separators 	Full-width shelves 	Shelves 						
11,3	-	-	-	-	●	-	-	*	○	●	●	●●●	2.12
13,9	-	-	-	-	●	-	-	▲	○	●	●	●●●	2.12
20,4	-	-	-	-	●	-	-	▲	○	●	●	●●●	2.12
25,6	-	-	-	-	●	-	-	▲	○	●	●	●●●	2.12
30,6	-	-	-	-	●	-	-	▲	○	●	●	●●●	2.12
34,5	-	-	-	-	●	-	-	▲	○	●	●	●●●	2.12
44,6	-	-	-	-	●	-	-	▲	○	●	●	●●●	2.12
11,3	-	-	-	-	●	-	-	-	○	●	●	●●●	2.14
13,9	-	-	-	-	●	-	-	-	○	●	●	●●●	2.14
20,4	-	-	-	-	●	-	-	-	○	●	●	●●●	2.14
25,6	-	-	-	-	●	-	-	-	○	●	●	●●●	2.14
30,6	-	-	-	-	●	-	-	-	○	●	●	●●●	2.14
34,5	-	-	-	-	●	-	-	-	○	●	●	●●●	2.14
44,6	-	-	-	-	●	-	-	-	○	●	●	●●●	2.14
11,3	-	-	-	-	●	-	-	-	○	●	●	●●●	2.16
13,9	-	-	-	-	●	-	-	-	○	●	●	●●●	2.16
20,4	-	-	-	-	●	-	-	-	○	●	●	●●●	2.16
25,6	-	-	-	-	●	-	-	-	○	●	●	●●●	2.16
34,5	-	-	-	-	●	-	-	-	○	●	●	●●●	2.16
14,5	-	-	-	-	●	-	-	▲	○	●	●	●●●	2.36
25	-	-	-	-	●	-	-	▲	○	●	●	●●●	2.36
30	-	-	-	-	●	-	-	▲	○	●	●	●●●	2.36
36	-	-	-	-	●	-	-	▲	○	●	●	●●●	2.36
14,5	-	-	-	-	●	-	-	▲	○	●	●	●●●	2.36
25	-	-	-	-	●	-	-	▲	○	●	●	●●●	2.36
30	-	-	-	-	●	-	-	▲	○	●	●	●●●	2.36
36	-	-	-	-	●	-	-	▲	○	●	●	●●●	2.36
13,3	-	-	-	-	-	-	-	▲	○	▲	○	●●●	2.48
25	-	-	-	-	●	-	-	▲	○	▲	○	●●●	2.48
30	-	-	-	-	●	-	-	▲	○	▲	○	●●●	2.48
36	-	-	-	-	●	-	-	▲	○	▲	○	●●●	2.48
13,3	-	-	-	-	-	-	-	▲	○	▲	○	●●●	2.48
25	-	-	-	-	●	-	-	▲	○	▲	○	●●●	2.48
30	-	-	-	-	●	-	-	▲	○	▲	○	●●●	2.48
36	-	-	-	-	●	-	-	▲	○	▲	○	●●●	2.48
30	-	-	-	-	●	-	-	▲	○	▲	○	●●●	2.48
30	-	-	-	-	●	-	-	▲	○	▲	○	●●●	2.48
	Fill weight max [kg/m] 180° 360°												
44	1,5	1	-	-	●	●	●	▲	○	▲	●	●●●	2.64
56	2	1	-	-	●	●	●	▲	○	▲	●	●●●	2.65
67	3	1,8	-	-	●	●	●	▲	○	▲	●	●●●	2.66
91	4	2,5	-	-	●	●	●	▲	○	▲	●	●●●	2.67 19

Technical Details | Zipper | Easy Chain® | System E1

Legend

- Standard
- Suitable to a limited extent
- ▲ Options
- Especially suitable
- * In preparation / on request

Öpening principle



Series / Product

Inner height hi [mm] + \varnothing cable max.



Inner width Bi [mm] from - to



Outer height ha [mm]



Outer width Ba [mm] from - to



Bending radius R [mm] from - to



Easy Chain® - very easy to fill - simply press cables in

E-Version, split crossbar along the outer radius



Series / Product	Inner height hi [mm] + \varnothing cable max.	Inner width Bi [mm] from - to	Outer height ha [mm]	Outer width Ba [mm] from - to	Bending radius R [mm] from - to
E03	5	$\varnothing 3$	5 - 10	8	8,7 - 13,7
E04	7	$\varnothing 4,5$	7	10	13
E045	9,4	$\varnothing 5,5$	10 - 27	12,5	16 - 37
E06	10,7	$\varnothing 6,5$	10 - 20	15	16,5 - 26,5
E065	11,3	$\varnothing 7$	16 - 36	15	24,8 - 49,3
E08	14,6	$\varnothing 10$	10 - 50	19,3	18,2 - 58,2
E14	19	$\varnothing 13$	15 - 50	25	27 - 62
E200	24,3	$\varnothing 20$	57	35	74,4
E200.2	24,3	$\varnothing 18$	37 - 50	35	94,4 - 120,4
E16	32	$\varnothing 25$	23 - 100	39	37,5 - 115,3
E26	36,5	$\varnothing 28$	75	50	92
E26.2	37,1	$\varnothing 20$	48 / 48	50	117
E26.3	37,1	$\varnothing 20$	47 / 48 / 47	50	167
E300	48,5	$\varnothing 35$	75	64	95
E300.2	48,5	$\varnothing 18$	48 / 48	64	120
E300.3	48,5	$\varnothing 18$	47 / 46 / 47	64	170

Z-Version, split crossbar along the inner radius



Series / Product	Inner height hi [mm] + \varnothing cable max.	Inner width Bi [mm] from - to	Outer height ha [mm]	Outer width Ba [mm] from - to	Bending radius R [mm] from - to
Z045	9,4	$\varnothing 5,5$	14 - 16	12,5	23
Z06	10,5	$\varnothing 6,5$	10 - 16	15	16,5 - 22,5
Z08	14,7	$\varnothing 10$	10 - 50	19,3	18,2 - 58,2
Z14	19	$\varnothing 13$	15 - 50	25	27 - 62
Z200	24,3	$\varnothing 20$	57	35	74,4
Z200.2	24,3	$\varnothing 18$	37 - 50	35	94,4 - 120,4
Z16	32	$\varnothing 25$	23 - 100	39	37,5 - 115,3
Z26	36,5	$\varnothing 28$	75	50	92
Z26.2	37,1	$\varnothing 20$	48 / 48	50	117
Z26.3	37,1	$\varnothing 20$	47 / 48 / 47	50	167
Z300	48,5	$\varnothing 35$	75	64	95
Z300.2	48,5	$\varnothing 18$	48 / 48	64	120
Z300.3	48,5	$\varnothing 18$	47 / 46 / 47	64	170

System E1 - modular, 1-piece strip design for simple applications

zip-open along the outer radius



Series / Product	Inner height hi [mm] + \varnothing cable max.	Inner width Bi [mm] from - to	Outer height ha [mm]	Outer width Ba [mm] from - to	Bending radius R [mm] from - to
E1.10	10	$\varnothing 9$	13	15,5	16,5
E1.17	17	$\varnothing 15$	21 - 44	25	26 - 49
E1.20	20	$\varnothing 18$	15	27	22

Zipper E-Chains® and E-Tubes - lightning-fast opening and closing

E-Chains®, zip-open along the outer radius











Series / Product	Inner height hi [mm] + \varnothing cable max.	Inner width Bi [mm] from - to	Outer height ha [mm]	Outer width Ba [mm] from - to	Bending radius R [mm] from - to
047	9	$\varnothing 7$	10 - 16	12,5	16 - 22
07	10,3	$\varnothing 8$	6 - 64	15	12,5 - 71
09	15	$\varnothing 13$	10 - 50	19,3	18,2 - 58,2
15	17	$\varnothing 15$	15 - 100	24	26 - 113
17	32	$\varnothing 28$	15 - 100	39	26 - 113

E-Tubes, zip-open along the outer radius



Series / Product	Inner height hi [mm] + \varnothing cable max.	Inner width Bi [mm] from - to	Outer height ha [mm]	Outer width Ba [mm] from - to	Bending radius R [mm] from - to
R07	10,3	$\varnothing 8$	10 - 50	15	16,5 - 57
R09	15	$\varnothing 12,5$	10 - 50	19,3	18,2 - 58,2
R15	17	$\varnothing 15$	25 - 80	24	36 - 94
R17	32	$\varnothing 28$	15 - 63	39	26 - 76

Pitch [mm]	Unsupported fill weight max [kg/m]	Unsupported length FL_B max [m]	Long travel max [m]	Interior separation possibilities			ESD/ATEX 	Cleanroom 	UL-V2 	Low noise 	Price index 	Page
				Separators 	Full-width shelves 	Shelves 						
10	0,23	0,4	-	-	-	-	○	■	●	■	●●●	3,6
16,7	0,35	0,55	-	-	-	-	▲	■	●	●	●●●	3,10
13	0,25	0,4	-	●	-	-	▲	■	●	■	●●●	3,14
20	0,45	0,55	-	-	-	-	▲	■	●	●	●●●	3,20
15	0,45	0,6	-	●	-	-	▲	■	●	●	●●●	3,24
20	0,7	1	-	-	-	-	▲	■	●	●	●●●	3,28
30,5	0,5	0,65	-	-	-	-	▲	■	●	●	●●●	3,32
46	2	1,75	-	-	-	-	▲	■	●	●	●●●	3,36
46	2	1,75	-	●	-	-	▲	■	●	●	●●●	3,36
30,5	0,7	1	-	-	-	-	▲	■	●	●	●●●	3,42
56	4	2	-	-	-	-	▲	■	●	●	●●●	3,46
56	4	2	-	●	-	-	▲	■	●	●	●●●	3,46
56	4	2	-	●	-	-	▲	■	●	●	●●●	3,46
67	8	2,25	-	-	-	-	▲	■	●	●	●●●	3,52
67	8	2,25	-	●	-	-	▲	■	●	●	●●●	3,52
67	8	2,25	-	●	-	●	▲	■	●	●	●●●	3,52
13	0,25	0,4	-	●	-	-	▲	■	●	■	●●●	3,14
20	0,45	0,55	-	-	-	-	▲	■	●	●	●●●	3,20
20	0,7	1	-	-	-	-	▲	■	●	●	●●●	3,28
30,5	0,5	0,65	-	-	-	-	▲	■	●	●	●●●	3,32
46	2	1,75	-	-	-	-	▲	■	●	●	●●●	3,36
46	2	1,75	-	●	-	-	▲	■	●	●	●●●	3,36
30,5	0,7	1	-	-	-	-	▲	■	●	●	●●●	3,42
56	4	2	-	-	-	-	▲	■	●	●	●●●	3,46
56	4	2	-	●	-	-	▲	■	●	●	●●●	3,46
56	4	2	-	●	-	-	▲	■	●	●	●●●	3,46
67	8	2,25	-	-	-	-	▲	■	●	●	●●●	3,52
67	8	2,25	-	●	-	-	▲	■	●	●	●●●	3,52
67	8	2,25	-	●	-	●	▲	■	●	●	●●●	3,52
20	*	-	-	-	-	-	○	●	▲	●	●●●	3,64
25,5	*	-	-	-	-	-	○	●	▲	●	●●●	3,64
25	*	-	-	-	-	-	○	●	▲	●	●●●	3,64
13	0,25	0,4	-	-	-	-	○	●	▲	■	●●●	4,6
20	0,4	0,55	-	-	-	-	○	●	▲	■	●●●	4,10
20	0,7	1	-	-	-	-	○	●	▲	■	●●●	4,14
30,5	1,5	1,2	-	●	●	-	○	●	▲	■	●●●	4,18
30,5	1	1	-	●	●	-	○	●	▲	■	●●●	4,24
20	0,4	0,55	-	-	-	-	○	●	▲	■	●●●	4,28
20	0,7	1	-	-	-	-	○	●	▲	■	●●●	4,32
30,5	1,5	1,2	-	●	●	-	○	●	▲	■	●●●	4,36
30,5	1,5	1,2	-	●	●	-	○	●	▲	■	●●●	4,42

Technical Details | E2 micro | E2 mini | E2/000

Legend

- Standard
- Suitable to a limited extent
- ▲ Options
- Especially suitable
- * In preparation / on request

Opening principle



Series / Product

Inner height hi [mm] +
ø cable max.



Inner width Bi [mm]
from - to



Outer height ha [mm]



Outer width Ba [mm]
from - to



Bending radius R [mm]
from - to



E2 micro - one-piece E-Chains® - small sizes

E2 micro, non snap-open



Series / Product	Inner height hi [mm] + ø cable max.	Inner width Bi [mm] from - to	Outer height ha [mm]	Outer width Ba [mm] from - to	Bending radius R [mm] from - to
03	5	ø 3,5	5 - 10	8	8,7 - 13,7
04	7	ø 5	7 - 30	10	12 - 35
045	10,3	ø 8	6 - 64	12,5	12 - 70
05	10	ø 8	6 - 64	12	10 - 68
06	10,5	ø 8	6 - 64	15	12,5 - 71
08	15	ø 12	10 - 50	19,3	18,2 - 58,2

E2 micro, snap-open along outer radius



Series / Product	Inner height hi [mm] + ø cable max.	Inner width Bi [mm] from - to	Outer height ha [mm]	Outer width Ba [mm] from - to	Bending radius R [mm] from - to
B07 <i>New</i>	10,3	ø 8	16 - 40	15	22,5 - 47
B09 <i>New</i>	14,3	ø 12,5	16 - 40	19,3	24,2 - 48,2

E2 mini - one/two-piece E-Chains® - small and medium sizes

E2 mini, non snap-open



Series / Product	Inner height hi [mm] + ø cable max.	Inner width Bi [mm] from - to	Outer height ha [mm]	Outer width Ba [mm] from - to	Bending radius R [mm] from - to
10	18	ø 16	15 - 100	23	26 - 113
11.031	23	ø 21	31	28	41,2
11.080	28	ø 26	80	33,4	93
11.1/11.2	41	ø 22	15 - 25	46	25,5 - 35,5

E2 mini, snap-open along inner radius



Series / Product	Inner height hi [mm] + ø cable max.	Inner width Bi [mm] from - to	Outer height ha [mm]	Outer width Ba [mm] from - to	Bending radius R [mm] from - to
14	20	ø 16	15 - 50	25	26 - 61
B15i	17	ø 14	15 - 100	23	26 - 113
B17i <i>New</i>	32	ø 28	38	39	48,5
F7	32	ø 28	15	39	26

E2 mini, snap-open along outer radius



Series / Product	Inner height hi [mm] + ø cable max.	Inner width Bi [mm] from - to	Outer height ha [mm]	Outer width Ba [mm] from - to	Bending radius R [mm] from - to
B15	17	ø 14	15 - 100	23	26 - 113
B17	32	ø 28	15 - 100	39	25,5 - 113



E2/000 E-Chain® - two-piece E-Chains® - the E2 standard!

E2/000, snap-open along inner radius



Series / Product	Inner height hi [mm] + ø cable max.	Inner width Bi [mm] from - to	Outer height ha [mm]	Outer width Ba [mm] from - to	Bending radius R [mm] from - to
1400	21	ø 18	15 - 125	28	28,5 - 138,5
2400	25	ø 23	25 - 125	35	41 - 141
2600	35	ø 32	50 - 175	50	66 - 194
3400	45	ø 42	50 - 250	64	70 - 270

E2/000, snap-open along outer radius



Series / Product	Inner height hi [mm] + ø cable max.	Inner width Bi [mm] from - to	Outer height ha [mm]	Outer width Ba [mm] from - to	Bending radius R [mm] from - to
1500	21	ø 18	15 - 125	28	28,5 - 138,5
2500	25	ø 23	25 - 125	35	41 - 141
2700	35	ø 32	50 - 175	50	66 - 194
3500	45	ø 42	50 - 250	64	70 - 270
255	24	ø 22	38 - 103	35	54 - 119

E2/000, snap-open along inner radius











Series / Product	Inner height hi [mm] + ø cable max.	Inner width Bi [mm] from - to	Outer height ha [mm]	Outer width Ba [mm] from - to	Bending radius R [mm] from - to
1450	21	ø 18	15 - 125	28	28,5 - 138,5
2450	25	ø 23	25 - 103	35	41 - 119
2650	35	ø 32	50 - 125	50	66 - 141
3450	45	ø 42	75 - 225	64	95 - 245

E2/000, snap-open along inner radius



Series / Product	Inner height hi [mm] + ø cable max.	Inner width Bi [mm] from - to	Outer height ha [mm]	Outer width Ba [mm] from - to	Bending radius R [mm] from - to
1480	21	ø 18	15 - 125	28	28,5 - 138,5
2480	25	ø 23	38 - 103	35	54 - 119
2680	35	ø 32	50 - 125	50	66 - 141
3480	45	ø 42	75 - 175	64	95 - 195

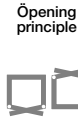
Pitch [mm]	Unsupported fill weight max [kg/m]	Unsupported length FL_B max [m]	Long travel max [m]	Interior separation possibilities			ESD/ATEX 	Cleanroom 	UL-V2 	Low noise 	Price index 	Page
				Separators 	Full-width shelves 	Shelves 						
10	0,24	0,4	-	-	-	-	○	○	▲	■	●●●	5.10
16,7	0,35	0,5	-	-	-	-	▲	○	▲	●	●●●	5.14
13	0,25	0,5	-	▲	-	-	▲	○	▲	■	●●●	5.18
20	0,375	0,55	-	-	-	-	▲	○	▲	●	●●●	5.22
20	0,48	0,6	-	▲	-	-	▲	○	▲	●	●●●	5.26
20	0,75	1	-	-	-	-	▲	○	▲	●	●●●	5.34
20	0,4	0,55	-	-	-	-	○	●	▲	■	●●●	5.30
20	0,7	1	-	-	-	-	○	●	▲	■	●●●	5.38
30,5	1,5	1,2	-	●	-	-	▲	●	▲	●	●●●	5.48
30,5	1,5	1,35	-	-	-	-	▲	○	▲	●	●●●	5.54
30,5	1,5	1,5	-	-	-	-	▲	○	▲	●	●●●	5.58
30,5	1,5	1,35	-	-	-	-	▲	○	▲	●	●●●	5.62
30,5	0,5	0,65	-	-	-	-	▲	■	▲	●	●●●	5.66
30,5	1,5	1,2	-	●	●	-	▲	●	▲	●	●●●	5.70
30,5	1	1	-	●	●	-	▲	○	▲	●	●●●	5.76
30,5	1,5	1,2	-	●	●	-	▲	○	▲	●	●●●	5.82
30,5	1,5	1,2	-	●	●	-	▲	●	▲	●	●●●	5.70
30,5	1	1	-	●	●	-	▲	○	▲	●	●●●	5.76
33,3	2	1,75	75*	●	●	-	▲	○	-	●	●●●	5.92
46	5	2,25	100*	●	●	●	▲	●	-	●	●●●	5.102
56	8	2,75	120*	●	●	●	▲	○	-	●	●●●	5.114
67	13	3	150*	●	●	●	▲	○	-	●	●●●	5.126
33,3	2	1,75	75	●	●	-	▲	○	-	●	●●●	5.92
46	5	2,25	100	●	●	●	▲	●	-	●	●●●	5.102
56	8	2,75	120	●	●	●	▲	○	-	●	●●●	5.114
67	13	3	150	●	●	●	▲	○	-	●	●●●	5.126
27,8	2	1,8	100	●	●	●	▲	●	-	■	●●●	5.138
33,3	2	1,75	75*	●	●	-	▲	○	-	●	●●●	5.92
46	5	2,25	100*	●	●	▲	▲	○	-	●	●●●	5.102
56	8	2,75	120*	●	●	●	▲	○	-	●	●●●	5.114
67	13	3	150*	●	●	●	▲	○	-	●	●●●	5.126
33,3	2	1,75	75*	●	●	-	▲	○	-	○	●●●	5.92
46	5	2,25	100*	●	●	▲	▲	○	-	○	●●●	5.102
56	8	2,75	120*	●	●	●	▲	○	-	○	●●●	5.114
67	13	3	150*	●	●	●	▲	○	-	○	●●●	5.126

*Conditionally suitable in inner radii

Technical Details E-Tubes | R100 | R | RX

Legend

- Standard
- Suitable to a limited extent
- ▲ Options
- Especially suitable
- * In preparation / on request



Series / Product

Inner height h_i [mm] + \varnothing cable max.



Inner width B_i [mm] from - to



Outer height h_a [mm]



Outer width B_a [mm] from - to



Bending radius R [mm] from - to



E2 R100 - two-piece E-Tube - hinged lids

E2 R100, snap-open along inner radius



Series / Product	Inner height h_i [mm]	\varnothing cable max.	Inner width B_i [mm]	Outer height h_a [mm]	Outer width B_a [mm]	Bending radius R [mm]
R117	21	\varnothing 17	20 - 100	28	32 - 112	63 - 180
R157	40	\varnothing 37	40 - 200	50	56 - 216	100 - 250
R167	50	\varnothing 46	50 - 250	64	68 - 268	100 - 300

E2 R100, snap-open along outer radius



Series / Product	Inner height h_i [mm]	\varnothing cable max.	Inner width B_i [mm]	Outer height h_a [mm]	Outer width B_a [mm]	Bending radius R [mm]
R118	21	\varnothing 17	25 - 80	28	37 - 92	63 - 180
R158	40	\varnothing 37	40 - 200	50	56 - 216	100 - 250
R168	50	\varnothing 46	50 - 200	64	68 - 218	100 - 300

E2 R - two-piece E-Tubes - small pitch

E2 R, snap-open along outer radius



Series / Product	Inner height h_i [mm]	\varnothing cable max.	Inner width B_i [mm]	Outer height h_a [mm]	Outer width B_a [mm]	Bending radius R [mm]
R48	25	\varnothing 22	25 - 130	36	36 - 141	60 - 250
R58	35	\varnothing 32	50 - 200	50	66 - 216	75 - 250
R68	45	\varnothing 42	50 - 250	64	68 - 268	100 - 300

RX full chip protection without undercuts, projecting edges and gaps









E2 RX snap-open along outer radius



Series / Product	Inner height h_i [mm]	\varnothing cable max.	Inner width B_i [mm]	Outer height h_a [mm]	Outer width B_a [mm]	Bending radius R [mm]
RX0 New	52	\varnothing 48	100	70	123	100

Further E-Tube versions at a glance

Series	Product	Inner height h_i [mm]	Inner width B_i [mm]	Supported length max. [m]	Page
System "upper" - 1-piece, small tubes, snapping due to upper-principle					
R07	upper	10,3	10 - 50	0,55	4.28
R09	upper	15	10 - 50	1	4.32
R15	upper	17	25 - 80	1,2	4.36
R17	upper	32	15 - 63	1,2	4.42
System E2/000 - 2-piece E-Tubes for medium loads, to open from the left or right side					
1480	E2/000	21	15 - 125	1,75	5.92
2480	E2/000	25	25 - 125	2,25	5.102
2680	E2/000	35	50 - 125	2,75	5.114
3480	E2/000	45	75 - 175	3	5.126
E4.1 - Standard, for almost all applications, long travels and high unsupported lengths					
R4.28	E4.1	28	50 - 300	2,5	7.24
R4.32	E4.1	32	50 - 300	3,3	7.34
R4.42	E4.1	42	50 - 300	4	7.48
R4.56	E4.1	56	75 - 462	5	7.62
R4.80	E4.1	80	200 - 400	6,2	7.76
R1608	E4.1	112	200 - 400	4,5	7.96

Pitch [mm]	Unsupported fill weight max [kg/m]	Unsupported length FL_B max [m]	Long travel max [m]	Interior separation possibilities			ESD/ATEX 	Cleanroom 	UL-V2 	Low noise 	Price index 	Page
				Separators 	Full-width shelves 	Shelves 						
30,5	1,5	1,2	-	●	-	-	▲	○	-	○	●●●●	6.6
46	8	2,25	-	●	●	●	▲	○	-	○	●●●●	6.12
58,8	10	2,5	-	●	●	●	▲	○	-	○	●●●●	6.20
30,5	1,5	1,2	-	●	-	-	▲	○	-	○	●●●●	6.6
46	8	2,25	-	●	●	●	▲	○	-	○	●●●●	6.12
58,8	10	2,5	-	●	●	●	▲	○	-	○	●●●●	6.20
30,3	1	1,5	50	●	▲	-	▲	○	-	●	●●●●	6.26
33,3	8	2,3	75	●	●	●	▲	○	-	●	●●●●	6.34
36	10	2,5	100	●	●	●	▲	○	-	●	●●●●	6.42
40	5	1,5	-	●	●	-	▲	○	-	●	●●●●	6.56

Further E-Tube versions at a glance

Series	Product	Inner height hi [mm]	Inner width Bi [mm]	Unsupported length max. [m]	Page
E4/light - economical and light weight, 4-piece E-Tube for short unsupported travels					
R18840	E4/light	56	75 - 462	4	7.124
R19850	E4/light	80	75 - 462	4,6	7.144
E4/00 - easy to assemble, 4-piece E-Tube with increased inner heights					
R760	E4/00	28	50 - 300	2	7.162
R770	E4/00	32	50 - 300	3	7.170
R780	E4/00	42	50 - 300	3,8	7.180
R880	E4/00	56	75 - 462	4,5	7.190
R608	E4/00	108	200 - 400	7	7.200
E4/4 - robust, 4-piece E-Tube for rough environments and special installations					
R7728	E4/4	32	50 - 300	3	7.224
R7838	E4/4	42	50 - 300	3,8	7.236
R8840	E4/4	56	75 - 462	4,5	7.248
R9850	E4/4	80	75 - 462	6	7.268
System E6 - almost no abrasion, low noise and vibration-free running for medium loads					
R6.29	E6	28	30 - 120	1,75	8.46
R6.40	E6	40	62	2,75	8.62
R6.52	E6	52	50 - 175	3	8.72

Technical Details | System E4.1 | E4/light

Legend

- Standard
- Suitable to a limited extent
- ▲ Options
- Especially suitable
- * In preparation / on request

Opening principle



Series / Product

Inner height
 h_i [mm] +
ø cable max.



Inner width
 B_i [mm]
from - to



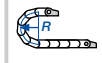
Outer height
 h_a [mm]



Outer width
 B_a [mm]
from - to



Bending radius
 R [mm]
from - to



Standard E4.1 - OE E-Chain ® family for all applications

E4.1 - crossbars every link robust version



Series E421 is structurally identical to Series 210 and will replace them



Series / Product	Inner height h_i [mm] + ø cable max.	Inner width B_i [mm] from - to	Outer height h_a [mm]	Outer width B_a [mm] from - to	Bending radius R [mm] from - to
E4.21**	21 ø 18	30 - 120	28	44 - 134	38 - 200
E4.28	28 ø 25	40 - 300	42	60 - 320	55 - 250
E4.32	32 ø 28	50 - 400	54	73 - 423	63 - 300
E4.42	42 ø 38	50 - 400	64	76 - 426	75 - 350
E4.56	56 ø 50	50 - 600	84	84 - 634	135 - 500
E4.80	80 ø 74	50 - 600	108	100 - 650	150 - 1000
1640	112 ø 100	50 - 600	140	84 - 634	200 - 600
800	200 ø 184	200 - 600	236	260 - 660	325 - 1000
840	204 ø 184	100 - 563	236	160 - 623	325 - 1000
E4.350 ^{New}	350 ø 315	200 - 1000	450	340 - 1140	500 - 1000

#1 - crossbars every 2nd link standard version



Series / Product	Inner height h_i [mm] + ø cable max.	Inner width B_i [mm] from - to	Outer height h_a [mm]	Outer width B_a [mm] from - to	Bending radius R [mm] from - to
#32	32 ø 28	50 - 400	54	73 - 423	63 - 300
#42	42 ø 38	50 - 400	64	76 - 426	75 - 350
#56	56 ø 50	50 - 600	84	84 - 634	135 - 500
#80	80 ø 74	50 - 600	108	100 - 650	150 - 1000

R4.1 - E-Tube - fully enclosed - protection against chips, dust and dirt



Series / Product	Inner height h_i [mm] + ø cable max.	Inner width B_i [mm] from - to	Outer height h_a [mm]	Outer width B_a [mm] from - to	Bending radius R [mm] from - to
R4.28	28 ø 25	50 - 300	42	70 - 320	75 - 250
R4.32	32 ø 28	50 - 300	54	73 - 323	125 - 300
R4.42	42 ø 38	50 - 300	64	76 - 326	125 - 350
R4.56	56 ø 50	75 - 462	84	109 - 497	150 - 500
R4.80	80 ø 74	200 - 400	108	250 - 450	200 - 1000
R1608	112 ø 100	200 - 400	140	234 - 434	250 - 600

E4/light - specialty:light weight - low price

E4/light - crossbars every link, snap-open from both sides



Series / Product	Inner height h_i [mm] + ø cable max.	Inner width B_i [mm] from - to	Outer height h_a [mm]	Outer width B_a [mm] from - to	Bending radius R [mm] from - to
14040	56 ø 50	50 - 600	84	76 - 626	135 - 500
14240	62 ø 56	50 - 400	84	76 - 426	135 - 500
15050	80 ø 74	50 - 600	108	80 - 630	150 - 500

E4/light - crossbars every 2nd link, snap-open from both sides











Series / Product	Inner height h_i [mm] + ø cable max.	Inner width B_i [mm] from - to	Outer height h_a [mm]	Outer width B_a [mm] from - to	Bending radius R [mm] from - to
14140	56 ø 50	50 - 600	84	76 - 626	135 - 500
14340	62 ø 56	50 - 400	84	76 - 426	135 - 500
15150	80 ø 74	50 - 600	108	80 - 630	150 - 500

E4/light - E-Tube, fully enclosed, snap-open from both sides



Series / Product	Inner height h_i [mm] + ø cable max.	Inner width B_i [mm] from - to	Outer height h_a [mm]	Outer width B_a [mm] from - to	Bending radius R [mm] from - to
R18840	56 ø 50	75 - 462	84	101 - 489	150 - 500
R19850	80 ø 74	75 - 462	108	105 - 493	200 - 500

Pitch [mm]	Unsupported fill weight max [kg/m]	Unsupported length FL_B max [m]	Long travel max [m]	Interior separation possibilities			ESD/ATEX 	Cleanroom 	UL-V2 	Low noise 	Price index 	Page
				Separators 	Full-width shelves 	Shelves 						

Can be opened from both sides - the E4 standard!

30,5	4	2,5	120	●	●	-	▲■	*	-	▲■	●●●	7.16
46	10	2,5	200	●	●	●	▲■	*	-	▲■	●●●	7.24
56	15	3,3	200	●	-	●	▲■	*	-	▲■	●●●	7.34
67	37	4	300	●	-	●	▲■	*	-	▲■	●●●	7.48
91	62,5	5	400	●	-	●	▲■	*	-	▲■	●●●	7.62
111	80	6,2	400	●	-	●	▲■	*	-	▲■	●●●	7.76
143	50	4,5	400	●	-	●	▲■	○	-	●	●●●	7.90
250	90	8	450	●	-	●	▲	○	-	■	●●●	7.100
250	90	8	450	●	-	-	▲	○	-	■	●●●	7.106
470	600	6,2	-	●	-	●	*	-	-	-	●●●	7.112

56	15	3,3	200	●	-	●	▲■	*	-	▲■	●●●	7.34
67	37	4	300	●	-	●	▲■	*	-	▲■	●●●	7.48
91	62,5	5	400	●	-	●	▲■	*	-	▲■	●●●	7.62
111	80	6,2	400	●	-	●	▲■	*	-	▲■	●●●	7.76

46	10	2,5	200	●	●	●	▲■	*	-	▲■	●●●	7.24
56	15	3,3	200	●	-	●	▲■	*	-	▲■	●●●	7.34
67	37	4	300	●	-	●	▲■	*	-	▲■	●●●	7.48
91	62,5	5	400	●	-	●	▲■	*	-	▲■	●●●	7.62
111	80	6,2	400	●	-	●	▲■	○	-	▲■	●●●	7.76
143	50	4,5	400	●	-	●	▲■	○	-	●	●●●	7.90

91	40	4	150	●	-	●	▲■	○	-	●	●●●	7.124
91	40	4	150	●	-	●	▲■	○	-	●	●●●	7.134
91	55	4,6	250	●	-	●	▲■	○	-	●	●●●	7.144

91	40	4	150	●	-	●	▲■	○	-	●	●●●	7.124
91	40	4	150	●	-	●	▲■	○	-	●	●●●	7.134
91	55	4,6	250	●	-	●	▲■	○	-	●	●●●	7.144

91	40	4	150	●	-	●	▲■	○	-	●	●●●	7.124
91	55	4,6	250	●	-	●	▲■	○	-	●	●●●	7.144

Technical Details | E4/00 | E4/4

Legend

- Standard
- Suitable to a limited extent
- ▲ Options
- Especially suitable
- * In preparation / on request

Opening principle



Series / Product

Inner height h_i [mm] + \varnothing cable max.



Inner width B_i [mm] from - to



Outer height h_a [mm]



Outer width B_a [mm] from - to



Bending radius R [mm] from - to



E4/00 - For new designs we recommend E4.1!

E4/00 - crossbars every link - snap-open from both sides



210*	21	ø 18	30 - 120	28	44 - 134	38 - 200
220	28	ø 25	40 - 300	42	60 - 320	55 - 250
280	32	ø 28	50 - 400	54	73 - 423	63 - 300
380	42	ø 38	50 - 400	64	76 - 426	75 - 350
400	56	ø 50	50 - 600	84	84 - 634	135 - 500
600	108	ø 97	200 - 600	140	252 - 652	200 - 1000
640	112	ø 100	87 - 562	140	139 - 614	200 - 1000

*Series E4.21 is structurally identical to Series 210 and will replace them

E4/00 - crossbars every 2nd link, snap-open from both sides



290	32	ø 28	50 - 400	54	73 - 423	63 - 300
390	42	ø 38	50 - 400	64	76 - 426	75 - 350
410	56	ø 50	50 - 600	84	84 - 634	135 - 500
601	108	ø 97	200 - 600	140	252 - 652	200 - 1000

E4/00 - E-Tube, fully enclosed, snap-open from both sides



R760	28	ø 25	50 - 300	42	75 - 320	63 - 250
R770	32	ø 28	50 - 300	54	73 - 323	125 - 300
R780	42	ø 38	50 - 300	64	76 - 326	125 - 350
R880	56	ø 50	75 - 462	84	109 - 497	150 - 500
R608	108	ø 97	200 - 400	140	252 - 452	250 - 1000

E4/4 - For new designs we recommend E4.1!

E4/4 - crossbars every link - snap-open from both sides



2828	28	ø 28	50 - 400	54	74 - 424	63 - 300
3838	42	ø 38	50 - 400	64	77 - 427	75 - 350
4040	56	ø 50	50 - 600	84	86 - 636	135 - 500
5050	80	ø 74	50 - 600	108	100 - 650	150 - 1000

E4/4 HD - "Heavy Duty"- crossbars every link - very sturdy



4040HD	56	ø 50	50 - 600	84	104 - 654	135 - 300
5050HD	80	ø 74	50 - 600	108	110 - 660	200 - 500

E4/4 - crossbars every 2nd link, snap-open from both sides



2928	32	ø 28	50 - 400	54	74 - 424	63 - 300
3938	42	ø 38	50 - 400	64	77 - 427	75 - 350
4140	56	ø 50	50 - 600	84	86 - 636	135 - 500
5150	80	ø 74	50 - 600	108	100 - 650	150 - 1000

E4/4 - E-Tube, fully enclosed, snap-open from both sides



R7728	32	ø 28	50 - 300	54	74 - 324	125 - 300
R7838	42	ø 38	50 - 300	64	77 - 327	125 - 350
R8840	56	ø 50	75 - 462	84	111 - 499	150 - 500
R9850	80	ø 74	75 - 462	108	125 - 513	200 - 1000









E4/4 HD - "Heavy Duty" E-Tube - fully enclosed - very sturdy



R8840HD	56	ø 50	75 - 462	84	129 - 516	150 - 300
R9850HD	80	ø 74	75 - 462	108	135 - 522	200 - 500

For new designs we recommend E4.1!

Continuation 

Pitch [mm]	Unsupported fill weight max [kg/m]	Unsupported length FL_B max [m]	Long travel max [m]	Interior separation possibilities			ESD/ATEX 	Cleanroom 	UL-V2 	Low noise 	Price index 	Page
				Separators 	Full-width shelves 	Shelves 						
30,5	4	2,5	120	●	●	-	▲	●	-	■	●●●	7.16
46	8	2	200	●	●	●	▲	●	-	■	●●●	7.162
56	10	3	200	●	-	●	▲	●	-	■	●●●	7.170
67	30	3,8	300	●	-	●	▲	○	-	■	●●●	7.180
91	48	4,5	400	●	-	●	▲	○	-	■	●●●	7.190
143	65	7	450	●	-	●	▲	○	-	■	●●●	7.200
143	65	7	450	●	-	●	▲	○	-	■	●●●	7.208
56	10	3	200	●	-	●	▲	●	-	■	●●●	7.170
67	30	3,8	300	●	-	●	▲	○	-	■	●●●	7.180
91	48	4,5	400	●	-	●	▲	○	-	■	●●●	7.190
143	65	7	450	●	-	●	▲	○	-	■	●●●	7.200
46	8	2	200	●	●	●	▲	○	-	■	●●●	7.162
56	10	3	200	●	-	●	▲	○	-	■	●●●	7.170
67	30	3,8	300	●	-	●	▲	○	-	■	●●●	7.180
91	48	4,5	400	●	-	●	▲	○	-	■	●●●	7.190
143	65	7	450	●	-	●	▲	○	-	■	●●●	7.200
56	10	3	200	●	-	●	▲■	○	-	●	●●●	7.224
67	30	3,8	280	●	-	●	▲■	○	-	●	●●●	7.236
91	48	4,5	300	●	-	●	▲■	○	-	●	●●●	7.248
91	60	6	400	●	-	●	▲■	○	-	●	●●●	7.268
91	48	4,5	> 350	●	-	●	▲■	○	-	●	●●●	7.260
91	60	6	> 500	●	-	●	▲■	○	-	●	●●●	7.280
56	10	3	200	●	-	●	▲■	○	-	●	●●●	7.224
67	30	3,8	280	●	-	●	▲■	○	-	●	●●●	7.236
91	48	4,5	300	●	-	●	▲■	○	-	●	●●●	7.248
91	60	6	400	●	-	●	▲■	○	-	●	●●●	7.268
56	10	3	200	●	-	●	▲■	○	-	●	●●●	7.224
67	30	3,8	280	●	-	●	▲■	○	-	●	●●●	7.236
91	48	4,5	300	●	-	●	▲■	○	-	●	●●●	7.248
91	60	6	400	●	-	●	▲■	○	-	●	●●●	7.268
91	48	4,5	> 350	●	-	●	▲■	○	-	●	●●●	7.260
91	60	6	> 500	●	-	●	▲■	○	-	●	●●●	7.280

Technical Details | System E3 | T3 | E6

Legend

- Standard
- Suitable to a limited extent
- ▲ Options
- Especially suitable
- * In preparation / on request

Opening principle



Series / Product

Inner height hi [mm] +
ø cable max.



Inner width Bi [mm]
from - to



Outer height ha [mm]



Outer width Ba [mm]
from - to



Bending radius R [mm]
from - to



E3 - 3-piece E-Chain®, small, high dynamics - smooth and low noise

E3 E-Chain®, zip open lids



Series / Product	Inner height hi [mm] + ø cable max.	Inner width Bi [mm] from - to	Outer height ha [mm]	Outer width Ba [mm] from - to	Bending radius R [mm] from - to
E3.10	10	ø 8	20 - 60	15	32 - 72
E3.15	15	ø 13	20 - 60	20	32 - 72
E3.22	22	ø 20	20 - 60	27	32 - 72

T3 - 3-piece E-Chain® - very light weight and quiet

T3 E-Chain®, to open from both sides



Series / Product	Inner height hi [mm] + ø cable max.	Inner width Bi [mm] from - to	Outer height ha [mm]	Outer width Ba [mm] from - to	Bending radius R [mm] from - to
T3.29	29	ø 25	30 - 120	35	55 - 145

E6 - 6-piece E-Chain® - for extremely low-noise operations

E6 E-Chain®, crossbars every other link















Series / Product	Inner height hi [mm] + ø cable max.	Inner width Bi [mm] from - to	Outer height ha [mm]	Outer width Ba [mm] from - to	Bending radius R [mm] from - to
E6.29	29	ø 25	30 - 120	35	46 - 136
E6.35	35	ø 31	30 - 120	42	50 - 140
E6.40	40	ø 36	40 - 300	54	60 - 320
E6.52	52	ø 46	40 - 300	65	64 - 324
E6.62	62	ø 54	50 - 400	84	86 - 436
E6.80L	80	ø 72	112 - 550	108	140 - 578
E6.80	80	ø 72	50 - 600	108	100 - 650

E6 E-Tube - fully enclosed



Series / Product	Inner height hi [mm] + ø cable max.	Inner width Bi [mm] from - to	Outer height ha [mm]	Outer width Ba [mm] from - to	Bending radius R [mm] from - to
R6.29	28	ø 25	30 - 120	35	46 - 136
R6.40	40	ø 36	62	54	82
R6.52	52	ø 46	50 - 175	65	74 - 199

Pitch [mm]	Unsupported fill weight max [kg/m]	Unsupported length FL_B max [m]	Long travel max [m]	Interior separation possibilities			ESD/ATEX 	Cleanroom 	UL-V2 	Low noise 	Price index 	Page
				Separators 	Full-width shelves 	Shelves 						
												
16,7	0,3	0,75	-	●	-	-	▲	■	▲	■	●●●	8.10
16,7	0,7	0,9	-	●	▲	-	▲	■	▲	■	●●●	8.14
16,7	0,85	1,2	-	●	▲	-	▲	■	▲	■	●●●	8.18
15	1	1,45	-	●	●	●	▲	■	▲	■	●●●	8.28
22	3	1,75	-	●	●	●	▲	■	▲	■	●●●	8.40
25	6	1,9	-	●	●	●	▲	■	▲	■	●●●	8.50
27,8	10	2,75	60°	●	●	●	▲	■	▲	■	●●●	8.56
30	15	3	80°	●	●	●	▲	■	▲	■	●●●	8.66
50	43	4	100°	●	●	●	▲	■	▲	■	●●●	8.76
65	25	2,5	-	●	-	●	▲	■	▲	■	●●●	8.82
65	55	5,25	120°	●	-	●	▲	■	▲	■	●●●	8.88
22	3	1,75	-	●	-	-	▲	■	▲	■	●●●	8.46
27,8	10	2,75	60°	●	-	-	▲	■	▲	■	●●●	8.62
30	15	3	80°	●	-	-	▲	■	▲	■	●●●	8.72
			*upon request									

Technical Details | Classic Series

Legend

- Standard
- Suitable to a limited extent
- ▲ Options
- Especially suitable
- * In preparation / on request

Opening principle



Series / Product

Inner height
 hi [mm] +
ø cable max.



Inner width
 Bi [mm] from - to



Outer height
 ha [mm]



Outer width
 Ba [mm] from - to



Bending radius
 R [mm] from - to



E2 medium Classic - For new designs we recommend E2/000

E2 medium, closed design

		200 Classic	25	ø 23	25 - 125	35	41 - 141	55 - 250	
		26 Classic	35	ø 32	50 - 200	50	66 - 219	63 - 250	

E2 medium, snap-open along inner radius

		240 Classic	25	ø 23	25 - 125	35	41 - 141	55 - 250	
		27i Classic	35	ø 32	50 - 200	50	66 - 219	63 - 250	
		340 Classic	45	ø 42	50 - 250	64	70 - 270	75 - 300	

E2 medium, snap-open along outer radius

		250 Classic	25	ø 23	25 - 125	35	41 - 141	55 - 250	
		27 Classic	35	ø 32	50 - 200	50	66 - 219	63 - 250	
		350 Classic	45	ø 42	50 - 250	64	70 - 270	75 - 300	

Line extensions and special solutions

Version with increased inner height - based on Series 380 and 3838









		38022 E4/00	52	ø 48	50 - 400	64	76 - 426	75 - 350	
		383822 E4/4	52	ø 48	50 - 400	64	77 - 427	75 - 350	

E-Band - split crossbar along the outer radius

		E-Band	25,5	ø 22	25	36	36	45 - 200	

Selection table - Classics online-program

Series	Product	Inner height		Outer width	Outer height		Radius	Unsupported length max. [m]	Internet Link
		hi [mm]	Bi [mm]		ha [mm]	R [mm]			
15 classic	Zipper	17	15 - 50	26 - 61	24	38 - 180	1,2	www.igus.de/en/15s	
10 classic	E2 mini	18	15 - 50	26 - 61	23	28 - 180	1,2	www.igus.de/en/10s	
B15 classic	E2 mini	17	15 - 50	26 - 61	24	38 - 180	1,2	www.igus.de/en/B15s	
20/25	E2 medium	25	11 - 103	27 - 118	34	55 - 250	2	www.igus.de/en/20	
30/35/36	E2 medium	45	75 - 175	93 - 195	64	75 - 300	2,5	www.igus.de/en/30	
R58 classic	E2 Tubes	35	50 - 75	66 - 92	50	75 - 250	2,3	www.igus.de/en/r58s	
R68 classic	E2 Tubes	45	75 - 175	93 - 196	64	100 - 300	2,5	www.igus.de/en/r68s	
140/141/R188	E4/light	56	50 - 600	76 - 626	84	135 - 500	4	www.igus.de/en/140	
142/143	E4/light	62	50 - 400	76 - 426	84	135 - 500	4	www.igus.de/en/142	
150/151/R198	E4/light	80	50 - 600	80 - 630	108	150 - 500	4,5	www.igus.de/en/150	
22/23/R76	E4/0	28	40 - 300	60 - 320	42	55 - 250	2,1	www.igus.de/en/22	
28/29/R77	E4/0	32	50 - 400	73 - 423	54	63 - 300	2,5	www.igus.de/en/28	
38/39/R78	E4/0	42	50 - 400	77 - 427	64	75 - 350	3,25	www.igus.de/en/38	
40/41/R88	E4/0	56	50 - 600	86 - 636	84	135 - 500	4,5	www.igus.de/en/40	
50/51/R98	E4/0	80	50 - 600	100 - 650	108	150 - 1000	6	www.igus.de/en/50	

Pitch [mm]	Unsupported fill weight max [kg/m]	Unsupported length FL_B max [m]	Long travel max [m]	Interior separation possibilities			ESD/ATEX 	Cleanroom 	UL-V2 	Low noise 	Price index 	Page
				Separators 	Full-width shelves 	Shelves 						
46	4	2	100	●	●	●	-	-	-	-	●●●	12.4
56	8	2,2	120	●	●	●	-	-	-	-	●●●	12.6
46	4	2	100	●	●	●	-	-	-	-	●●●	12.4
56	8	2,2	120	●	●	●	-	-	-	-	●●●	12.6
67	10	2,5	150	●	●	●	-	-	-	-	●●●	12.8
46	4	2	100	●	●	●	-	-	-	-	●●●	12.4
56	8	2,2	120	●	●	●	-	-	-	-	●●●	12.6
67	10	2,5	150	●	●	●	-	-	-	-	●●●	12.8
67	30	3,8	300	●	-	●	▲	○	-	■	●●●	12.12
67	30	3,8	280	●	-	●	▲■	○	-	●	●●●	12.14
25	1,5	1,5	-	-	-	-	▲	●	-	●	●●●	12.18

Recommended, new Series	Page
15	4.18
10	5.48
B15	5.70
2400	5.102
3400	5.126
R58	6.34
R68	6.42
14040	7.124
14240	7.134
15050	7.144
E4.28	7.24
E4.32	7.34
E4.42	7.48
E4.56	7.62
E4.80	7.76



You miss a classic series in this catalog? At www.igus.eu/classics you will find all igus® Classic series. There you can download the entire PDF-catalogue.

For a printed catalogue please call us: +49 (0) 2203/9649-800 - Thank you!


Technical Details | Guide troughs Long travel applications

- Legend of materials**
- Aluminium, seawater-resistant
 - Galvanized steel
 - Stainless steel upon request
 - ▲ Galvanized steel/polymer


Series / Product	Outer height Trough side part [mm]	Series Zipper	Series E2 mini	Series E2/000 <small>*Conditionally suitable in inner radii</small>	Series E2 E-Tubes
------------------	------------------------------------	---------------	----------------	--	-------------------



Super-alu-trough, basic version - for general machinery

	970.30.SL / 970.31.SL	77	15/R15	10/B15	-	-	
	970.30.SL / 970.32.SL	77	-	-	1400/1450/1480/1500	-	
	971.30.SL / 971.31.SL	87	-	-	2400*/2450*/2480*/2500/255	R48	
	972.02.30.SL / 972.02.31.SL	117	-	-	-	-	
	972.30.SL / 972.31.SL	117	-	-	-	-	
	972.30.SL / 972.32.SL	117	-	-	2600/2650/2680*/2700	R58	
	973.30.SL / 973.31.SL	144	-	-	3400/3450/3480*/3500	R68	
	974.30.SL / 974.31.SL	184	-	-	-	-	
	975.30.SL / 975.31.SL	236	-	-	-	-	
	HD-version						
	974.30.SL / 974.31.SL	184	-	-	-	-	
	975.30.SL / 975.31.SL	236	-	-	-	-	


Specialty: Steel guide trough - for harsh environments

	92.30 / 92.31	70	-	-	2400*/2450*/2480*/2500/255	-	
	95.30 / 95.31	100	-	-	2600/2650/2680*/2700	R58	
	99.30 / 99.31	100	-	-	-	-	
	97.30 / 97.31	130	-	-	-	-	
	93.30 / 93.31	130	-	-	3400/3450/3480*/3500	R68	
	94.30 / 94.31	170	-	-	-	-	
	96.30 / 96.31	220	-	-	-	-	
	98.30 / 98.31	300	-	-	-	-	
	90.30 / 90.31	480	-	-	-	-	
	One-piece trough						
	91.10 - 91.71	48	15/R15	10/B15	-	-	

Specialty: Tubular trough system RS - lets light and chips through

	92.70 / 92.71	90	-	-	2400*/2450*/2480*/2500/255	-
	93.70 / 93.71	146	-	-	3400/3450/3480*/3500	-
	95.70 / 95.71	126,3	-	-	2600/2650/2680*/2700	-

Specialty: Snap-in trough system SP - simple and cost effective

	91.930	55,5	15	10/B15	-	-
	92.930	76,6	-	-	2400*/2450*/2480*/2500	-
	93.930	138,6	-	-	3400/3450/3480*/3500	-
	95.930	106,6	-	-	2600/2650/2680*/2700	-

Legend of materials

- Aluminium, seawater-resistant
- Galvanized steel
- Stainless steel upon request
- ▲ Galvanized steel/polymer

Description

System P4 Rol E-Chain® - energy efficient on long travels



Safe, maintenance-free energy supply system on long travels up to 800 m and more for outdoor cranes or conveyor systems. Energy efficient polymer E-Chains® and cables reduce consumption by up to 60%. With the right materials and clever design, the energy consumption can be drastically reduced.

Rol E-Chain® - Rolling instead of gliding



Reduction of driving power down to 25% to move the E-Chain®. For very long travels with high fill weights. Due to the rolls, the friction coefficient of the system is very low - save money and energy.

AUTO-GLIDE - Long travels without guide troughs



AUTO-GLIDE - special solutions for long travels without trough guides.

Guidelok horizontal - upper run support, unsupported up to 50m



Upper run guide for long travels, self-supporting in chip areas. Unsupported travels up to 50 m are possible. Chips cannot get stuck between upper and lower run. Modular system with few parts.

New in this catalog!

Guidelok vertical - For vertical energy supplies up to heights of 80 m



For vertical applications with lateral motion, igus® Guidelok offers a simple, costeffective and safe system solution! Keeps hanging E-Chains in line - no swinging sideways. No bouncing of E-Chains® in vertical applications with horizontal dynamics. For high speed, acceleration and noise reduction.

LBT Flizz® - Enclosed plastic trough



In its entirety, this system encompasses the igus® Energy Chain®, LBT Flizz® guide trough and - as an option - fully configured igus® Chainflex® cables. The LBT Flizz® guide trough is a modular kit comprising extruded guide profiles and a supporting frame with continuous tubes providing stabilization.

Micro Flizz® - Small E-Chains® in aluminum profile




Compact, cost-saving complete system for safe guidance of energy, data and air. Maintenance-free alternative for power bar.

LeviChain - magnetic E-ChainSystem®, floating, gliding



Long travel possible without laying the E-ChainSystems® on top of each other. Almost no abrasion and very low wear due to low-abrasion E-Chain® links (without pin/hole connection) as well as almost contactless movement of the E-Chain®

New in this catalog!



For support of the lower run - Support tray

Simple one-piece support trays for the lower E-Chain® run, according with your requirements and specification. Your width, height and color - we supply the fitting E-Chain®, together with the support tray system. Ready to install onto your machine or application. Save on procurement and design time. ► **page 9.70**

Typical industries and applications

Travel max. [m]



Travel speed max. [m/s]



Inner heights [mm]



Price index



Page

● Indoor-/Outdoor-applications ● Cranes ● Plant engineering
● Construction machinery ● Steelwork ● Applications with very long travels and speeds ● For harsh environments and high fill weights

≈ 800

≈ 10

32 - 80 mm

● ● ●

9.78

● Outdoor applications ● cranes ● mining industry ● road building ● steel plants ● all applications with long travels, rough environments and high fill weights

≈ 400 - 800

≈ 6

32 - 80 mm

● ● ●

9.86

● Indoor-/Outdoor-applications ● cranes ● storage and retrieval machines ● industrial trucks

≈ 50

≈ 1,5

21 - 80 mm

(4 options)

● ● ●

9.90

● Machine tools ● Applications in the chip area
● Wherever a gliding application is not recommended

≈ 50

≈ 2

56 mm

● ● ●

9.96

● Automated storage/retrieval systems ● Lifts ● Revolving storage systems ● Diagonal lifts ● All vertical applications

≈ 80

≈ 3

25 mm

● ● ●

9.98

● Sewage treatment plants ● rainwater overflow basins ● galvanic equipment ● cranes

≈ 200

≈ 8

24 mm

(In use of E-Chain® Series 255)

● ● ●

9.100

● Indoor-cranes ● storage and retrieval machines ● industry gates ● control panels ● studio equipment (lighting)

Available standard lengths: 2m, 3m, 6m. Any number of troughs possible. Special lengths upon request

≈ 6

11/13 mm

(Inner height of the applied E-Chain®)

● ● ●

9.104

● Cleanrooms ● Painting works/plants ● Medical technology ● Measuring technology ● Electronic manufacturing ● Automated storage and retrieval systems ● Material handling ● Industrial robots

≈ 40

25,5 mm

● ● ●

9.112

igus® modular system for projects - fast, all ex-stock

Special components, tested and approved in numerous projects, have now become available as a modular standard system. ● Faster quotations ● Faster project planning ● Detailed service manuals and documentation

● Time and cost savings ● Safe function ► **page 9.116**

Technical Details | Chainfix strain relief

igus®
Strain relief

Product

Ø [mm]
from - to

Page

Chainfix clamps and stainless-steel* clamps - maximum pull forces



Single clamp housing, including top/bottom saddle clamps	6 - 42	10.5
Double clamp housing, incl. top/bottom saddle clamps and 1 stacker saddle clamp	6 - 34	10.5
Triple clamp housing, incl. top/bottom saddle clamps and 2 stacker saddle clamp	6 - 22	10.5
Chainfix Multi clamps*	6 - 12	10.6
*Standard material: galvanized steel. Also available as stainless steel version (Material stainless steel: 1.4301)		

Tiewrap plates - for cable tiewrap universal, bolted or clip-on



Option 1: Chainfix tiewrap plates as individual parts Series 2000 and 3000		10.8
Cable tiewraps		10.8

Chainfix-tiewrap plates - for strain relief with cable tiewraps for C-profile



Option 2: tiewrap plates with clip-on connection for the C-profile		10.9
Option 3: clip-on tiewrap plates for opening or fixed crossbars		10.9
Option 4: integrated strain relief for E2 Tubes - Series R		10.9
Chainfix testresults		10.7

Chainfix Clip - high pull forces, plug-in



Available for all igus® E-ChainSystems with C-profiles and also suitable for assembly in the KMA mounting brackets and Clip-on strain relief for crossbars	4 -24	10.10

Chainfix nuggets - for top hat rail and C-profile



Option 1: completely simple and universal cable fixation, for diameter with Ø 20 mm and Ø 30 mm	≤ ø 30	10.10
Option 2: Fastening by clipping onto standard top hat rail	≤ ø 20	10.10

Strain relief separator with integrated teeth



Separator with integrated strain relief teeth- easy strain relief with cable tiewrap		10.11

igus® blocks



Blocks - special strain relief for hoses. A modular, space-saving system.		10.11

