

THE PROFI LINE II

Portable compressors for operation under tough conditions

- › 140 – 320 l/min
- › 225 / 330 bar
- › ALU-FRAME
- › OCEAN PROOF



The PROFI-LINE II - Optimum when referring to toughness and equipment.

Corrosion-resistant components allow smooth operation even under tough climatical conditions. Our blocks are the heart of the package, which was made for extremely tough continuous operation. An optional accessories programme allows the customer to tailor the compressor to meet their particular needs. The hightech-P-filter systems ensure pure breathing air according to DIN EN 12021¹.

¹ Assuming proper maintenance and installation of the systems in accordance with operating instructions/operating manuals, and using the BAUER AERO-GUARD in cases where intake air CO₂ concentration exceeds the levels required by the applicable breathing air standard.

Professional Quality - Customized for your Requirements

TOUGH

The driving gear is suitable for short running as well as continuous operation. The 3 or 4 stage construction and the heavy duty industrial roller bearings ensure maximum lifetime for all professional applications.

The first stage and the high pressure final stage are equipped with high-tech polymer piston rings, which proved their outstanding wear and tear properties in several endurance tests in an independent Quality Inspection Centre. The maintenance-free low pressure oil pump provides reliable lubrication.

RESISTANT


A newly developed, supra-light aluminium chassis guarantees the best protection against corrosion! Interstage and afterstage coolers made of stainless steel resist the toughest climate conditions. The vibration reducing construction of the motor rocker stands for smooth compressor operation as well (as self-tensioning of the v-belt).

ECONOMIC

A filter cartridge of the SUPER-TRIPLEX P 31 fills up to 230 diving cylinders.* Optional for MARINER: P 41 filter system for up to 530 diving cylinder fillings*.


* 10 liter diving cylinder at 20 °C ambient temperature and 200 bar

CAPITANO 140




For professional applications, where toughness, compactness and being lightweight is important.

MARINER 200




With 200 l/min, it is the most versatile among the units of the PROFI-LINE II. Crash frame in series.

MARINER 250



Equipped with the SUPER TRIPLEX filter system P 31 in series for even more performance.

MARINER 320



With 320 l/min, the MARINER 320 is one of the most powerful portable compressors worldwide!

Convincing Scope of Supply



Compressor control



Corrosion free safety filling devices



Easy to use convenient trolley



P41 filter system

Scope of Supply

OPTIONS	CAPITANO 140	MARINER 200	MARINER 250	MARINER 320
B-TIMER	○	○	○	●
Filling devices	1	2	2	4
Trolley	○	○	○	○
Handle	●	●	●	●
Crash frame	○	●	●	●
Control/automatic condensate drain	○	○	○	○
Filter system TRIPLEX P21	●	●		
Filter system TRIPLEX P31	○	○	●	●
Filter system P41		○	○	○
SECURUS filter monitoring ¹		○	○	○
Telescopic intake tube	○	○		


● standard scope of supply | ○ optional

¹ Only in combination with filter system P41, not on units with combustion engine

Accessories from A to Z



B-TIMER for filter monitoring



Automatic condensate drain

➤ **AUTOMATIC CONDENSATE DRAIN** ¹

➤ **B-TIMER**

➤ **COMPRESSOR CONTROL** ²

➤ **CRUSH FRAME**

➤ **P 41 FILTER SYSTEM**

➤ **SECURUS** ³

➤ **TELESCOPIC INTAKE TUBE** ⁴

➤ **TROLLEY**

for efficient and safe drainage

allows the comfortable monitoring of filter exchange and maintenance intervals.

for auto switch-off when final pressure is reached or oil pressure drops down

protects the unit and is required for mounting accessories on the CAPITANO 140

higher filter capacity for units with continuous operation

supervision of breathing air quality and maximum exploitation of the cartridge capacity

for air intake of units with combustion engine

for easy transportation of the unit

¹ only available with compressor control

² in 3-phase version only available with automatic condensate drain

³ only available with filter system P 41 and electrical control

⁴ standard scope of supply with intake hose, only on units with combustion engine

Technical Data

Model	Drive	Charging rate	RPM	Filling rate	Drive		Filter system TRIPLEX®	Dimensions approx. cm			Weight net approx. kg
					kW	PS		L	W	H	
max. 330 bar ⁵		l/min ⁶	min ⁻¹	min ⁷							
CAPITANO 140-B	4-stroke-petrol	140	1300	1,4	4,0	5,5	P 21	115	52	55	95
CAPITANO 140-E	3-phase	140	1300	1,4	3,0	4,0	P 21	115	52	55	102
MARINER 200-B	4-stroke-petrol	200	1250	1,0	5,9	8,0	P 21	125	59	63	115
MARINER 200-E	3-phase	200	1250	1,0	4,0	5,5	P 21	125	59	63	115
MARINER 250-B	4-stroke-petrol	250	1450	0,8	6,6	9,0	P 31	125	59	63	120
MARINER 250-E	3-phase	250	1450	0,8	5,5	7,5	P 31	125	59	63	135
MARINER 320-B	4-stroke-petrol	320	1450	0,6	8,8	12,0	P 31	130	65	70	138
MARINER 320-E	3-phase	320	1450	0,6	7,5	10,0	P 31	130	65	70	154

⁵ Also available with switch over device 330 / 225 bar

⁶ Cylinder filling from 0 to 200 bar

⁷ Filling rate for 1 l cylinder capacity from 0 to 200 bar