

pero



Cleaning with
solvents

S1 CLEANING PLANT

ENTRY INTO THE CLEANING WITH SOLVENTS



**COMPACT
AND EFFICIENT**

COMPACT AND EFFICIENT

The compact S1 plant degreases and cleans components of different materials, geometry and machining conditions in an energy-efficient way.

The S1 is a cleaning plant with a high-performance process technology, designed for intermediate and final cleaning. It offers the ideal entry into cleaning with solvents in a closed system.



Due to the integrated distillation unit the cleaning medium is processed continuously. This guarantees reliable cleaning results with constantly high quality.

Proven components, modern cleaning technology and automatically carried out maintenance programs ensure the high availability of the S1 cleaning plant.

EASY & RELIABLE

The S1 is designed in a resource-efficient way for the cleaning task, clean and free of grease. A high cleaning result is achieved through rotating, pivoting and flooding

- + Operation under full vacuum protects the cleaning medium and minimizes solvent consumption
- + Efficient cleaning by vapour degreasing – even possible as the first step of process in the standard – thus the cleaning medium remains clean
- + Reliable technical cleanliness by full-flow filtration of the medium and condensation drying with vacuum technology
- + Possible loading versions of the cleaning plant (directly manual, on a manual SECU S charging table, by factory trolley, roller conveyor or by automatic charging)



ECOLOGICAL & ECONOMICAL

All process steps take place under full vacuum. This supports cleaning in solvents, reduces energy consumption and allows short cycle times with maximum safety.


- + High degree of technical cleanliness by combining the processes of cleaning and vapour degreasing and optional ultrasound cleaning
- + Integrated maintenance programs automatically maintain the cleaning medium and filter and thus ensure high cleaning quality and availability
- + Heat output is adjustable as needed via energy manager – maximum energy efficiency
- + Protection of staff and environment due to redundant process monitoring. Benefits of solvent used in a circuit



Filter type and fineness are adjusted to the application



Manual SECU S loading table: Separation of dirty and clean side



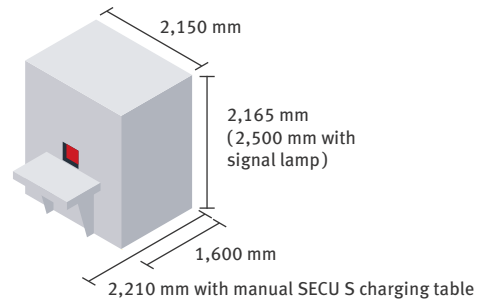
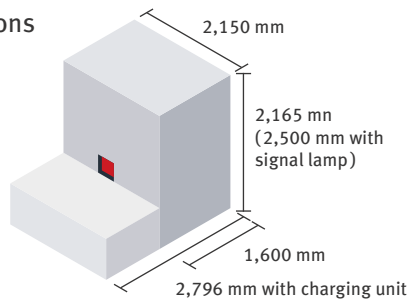
Automatic loading



Cleaning in the goods carriers with a perforated plate

TECHNICAL DETAILS

External plant dimensions



Cleaning medium	
Hydrocarbons or modified alcohols with flashpoint > 55° C	
Batches / Goods carriers	
Standard external dimensions (LxWxH), max.	530 x 320 x 200 mm or 530 x 365 x 250 mm
further sizes or combinations on request	
Batch weight, max.	80 kg
Height of charging unit	890 mm
Throughput	
Depending on process chosen	up to 12 batches / h with a max. of 35 kg steel

Performance data	
Connected load, approx.	17 - 20 kW
Heat output	6.6 / 13.2 kW, selectable (energy manager)
Heating-up time of plant	approx. 60- 80 min
Sound level	< 75 dB(A)
Solvent volume 1-bath	190 l
Options	
e.g. ultrasound, remote maintenance, etc.	

COMPETENCE CENTRE

FOR THE TECHNICAL CLEANLINESS OF COMPONENTS

More than **15 demonstration machines** available in our 1,100 square meter Competence Centre, allowing you together with our Pero engineers to develop the optimum cleaning process for your company.

Cleaning process with

Water based media

- + Batch facilities for quality carriers up to 660 x 480 x 300 mm
- + Tunnel cleaning plants
- + Cleaning systems for large components up to a width of 2,100 mm and a weight of 1,500 kg

Solvents

- + Comparing different media
- + Testing alternative cleaning processes
- + Seeing the appropriate handling of parts

MAKING USE OF STRONG PERFORMANCE

- + Free cleaning tests on original dirty parts including documentation
- + Evaluations and analyses of cleanliness according to VDA 19 in **our laboratory**
- + Technological insight and valuable data for your company

Even before you have decided about the investment, assessing the profitability of the future process can be carried out. The defined technical cleanliness of the components reliably reached and maintained.

PERO AG
Hunnenstraße 18
D-86343 Königsbrunn

Fon: +49 (0)8231 6011-0
Fax: +49 (0)8231 6011-810
pero.info@pero.ag
www.pero.ag

