



Rev 1.8
26.04.2012

Biconical EMC broadband antennas - BicoLOG Series

Broadband transmission and reception from 20MHz to 3GHz - mobile and stationary use

Highlights:

- ◆ Only a single broadband test antenna for the complete frequency range from 20MHz up to 3GHz
- ◆ Optimal for usage with spectrum analysers for EMC measurement
- ◆ Suitable for mobile use
- ◆ Small weight and dimensions
- ◆ Made in Germany
- ◆ **10 years warranty**

Calibration & standards:

- ◆ The biconical antennas of the BicoLOG® series are suitable for EMI interference field strength measurement. The specialized broadband characteristics allow measurements to be taken in the complete specified frequency range **without switching**.
- ◆ **These antennas are suitable for measurements according to the following standards and procedures:**
CISPR, VDE, MIL, VG, EN 55011, EN 55013, EN 55015, EN 55022, MIL-Std-461.

Included with delivery:

- ◆ BicoLOG® EMI testantenna
- ◆ **Typical calibration data with up to 106 calibration points (5MHz and 10MHz steps!)**

References / examples of proof:

- ◆ NATO, Belgium
- ◆ Rohde & Schwarz Rome, Italy
- ◆ EADS, Germany
- ◆ Robert Bosch GmbH, Germany
- ◆ Australian Government Department of Defence, Australia
- ◆ Eurocontrol, Netherlands



Made in Germany

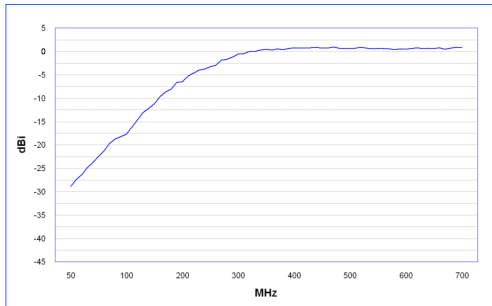


Specifications

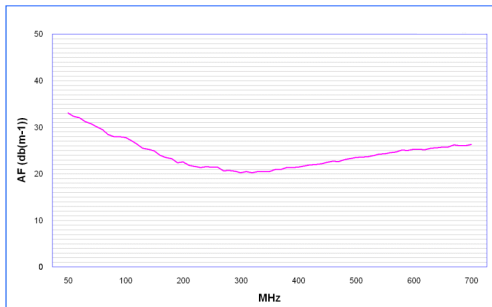
BicoLOG® 5070

- ◆ Design: Biconical Antenna
- ◆ Frequency range: **50MHz to 700MHz**
- ◆ Max. transmission power: 1W (30dBm or 0dbW)
- ◆ Nominal impedance: 50 Ohms
- ◆ Gain: **-29dBi to 1dBi**
- ◆ Antenna factor: **20-33dB/m**
- ◆ Calibration points: **70** (5MHz and 10MHz steps)
- ◆ RF connection: SMA (female) or N with adapter
- ◆ Tripod socket: 1/4"
- ◆ Dimensions (L/W/D) : (350x160x140)mm
- ◆ Weight: 350gr
- ◆ **Warranty: 10 years**

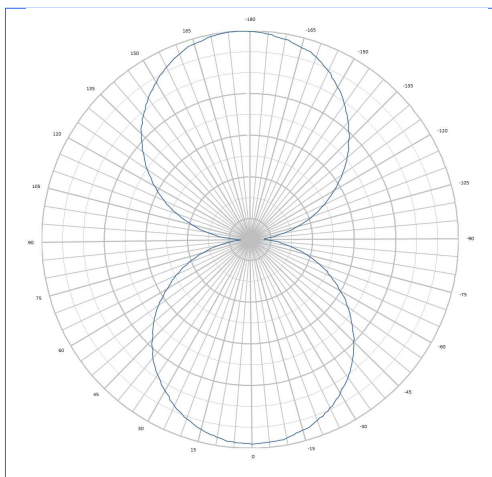
Gain Diagram BicoLOG 5070



Antenna factor BicoLOG 5070



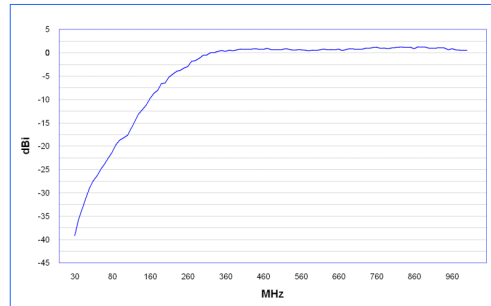
Horizontal Pattern (typical) BicoLOG Antennas



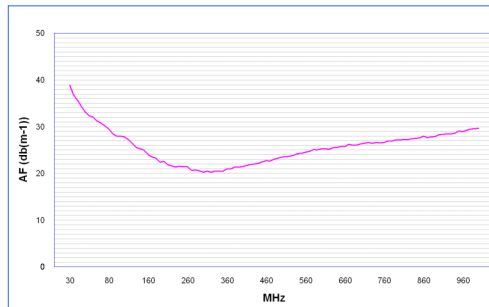
BicoLOG® 30100

- ◆ Design: Biconical Antenna
- ◆ Frequency range: **30MHz to 1GHz**
- ◆ Max. transmission power: 1W (30dBm or 0dbW)
- ◆ Nominal impedance: 50 Ohms
- ◆ Gain: **-39dBi to 1dBi**
- ◆ Antenna factor: **20-41dB/m**
- ◆ Calibration points: **104** (5MHz and 10MHz steps)
- ◆ RF connection: SMA (female) or N with adapter
- ◆ Tripod socket: 1/4"
- ◆ Dimensions (L/W/D) : (350x160x140)mm
- ◆ Weight: 350gr
- ◆ **Warranty: 10 years**

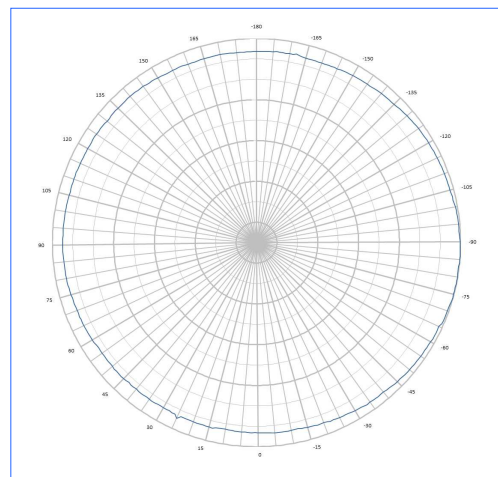
Gain Diagram BicoLOG 30100



Antenna factor BicoLOG 30100



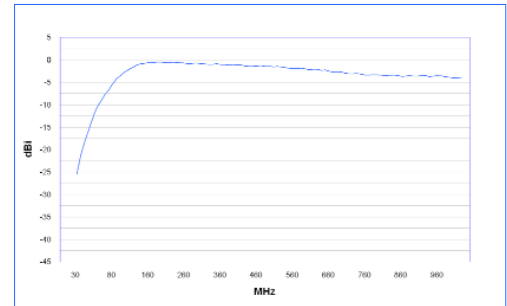
Vertical Pattern (typical) BicoLOG Antennas



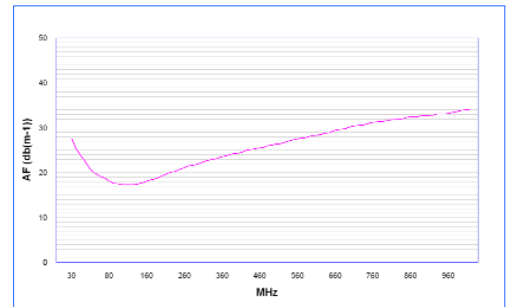
NEW: BicoLOG® 30100E

- ◆ Design: Biconical Antenna
- ◆ Frequency range: **30MHz to 1GHz**
- ◆ Max. transmission power: 1W (30dBm or 0dbW)
- ◆ Nominal impedance: 50 Ohms
- ◆ Gain: **-31dBi to 1dBi**
- ◆ Antenna factor: **17-31dB/m**
- ◆ Calibration points: **194 (5MHz steps)**
- ◆ RF connection: SMA (female) or N with adapter
- ◆ Tripod socket: 1/4"
- ◆ Dimensions (L/W/D) : (540x225x225)mm
- ◆ Weight: 1150gr
- ◆ **Warranty: 10 years**
- ◆ **Optimized for EMC measurements**

Gain Diagram BicoLOG 30100E



Antenna factor BicoLOG 30100E



BicoLOG® 20100

- ◆ Design: Biconical Antenna
- ◆ Frequency range: **20MHz to 1GHz**
- ◆ Max. transmission power: 1W (30dBm or 0dbW)
- ◆ Nominal impedance: 50 Ohms
- ◆ Gain: **-45dBi** to 1dBi
- ◆ Antenna factor: **20-42dB/m**
- ◆ Calibration points: **106** (5MHz and 10MHz steps)
- ◆ RF connection: SMA (female) or N with adapter
- ◆ Tripod socket: 1/4"
- ◆ Dimensions (L/W/D) : (350x160x140)mm
- ◆ Weight: 350gr
- ◆ **Warranty: 10 years**

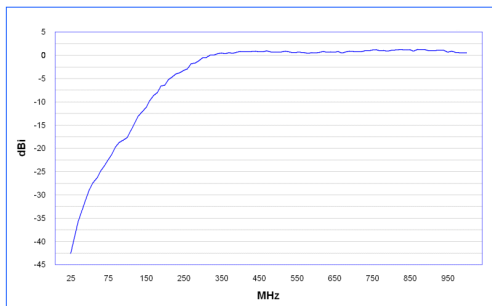
NEW: BicoLOG® 20100E

- ◆ Design: Biconical Antenna
- ◆ Frequency range: **20MHz to 1GHz**
- ◆ Max. transmission power: 1W (30dBm or 0dbW)
- ◆ Nominal impedance: 50 Ohms
- ◆ Gain: **-38dBi** to 1dBi
- ◆ Antenna factor: **17-34dB/m**
- ◆ Calibration points: **196** (**5MHz steps**)
- ◆ RF connection: SMA (female) or N with adapter
- ◆ Tripod socket: 1/4"
- ◆ Dimensions (L/W/D) : (540x225x225)mm
- ◆ Weight: 1150gr
- ◆ **Warranty: 10 years**
- ◆ **Optimized for EMC measurements**

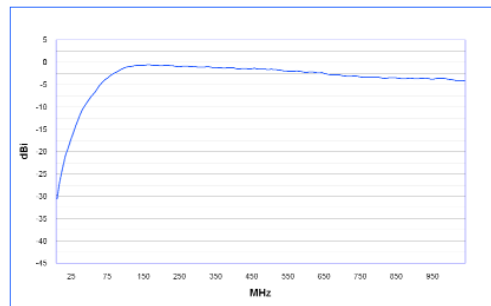
BicoLOG® 20300

- ◆ Design: Biconical Antenna
- ◆ Frequency range: **20MHz to 3GHz**
- ◆ Max. transmission power: 1W (30dBm or 0dbW)
- ◆ Nominal impedance: 50 Ohms
- ◆ Gain: **-45dBi** to 1dBi
- ◆ Antenna factor: **20-51dB/m**
- ◆ Calibration points: **296** (5MHz and 10MHz steps)
- ◆ RF connection: SMA (female) or N with adapter
- ◆ Tripod socket: 1/4"
- ◆ Dimensions (L/W/D) : (350x160x140)mm
- ◆ Weight: 350gr
- ◆ **Warranty: 10 years**

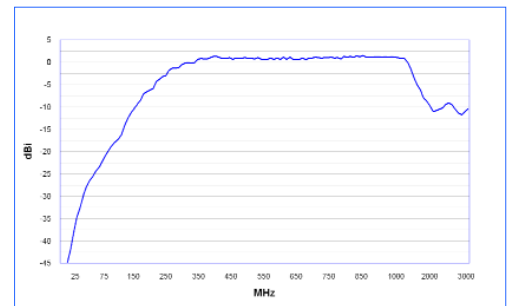
Gain Diagram BicoLOG 20100



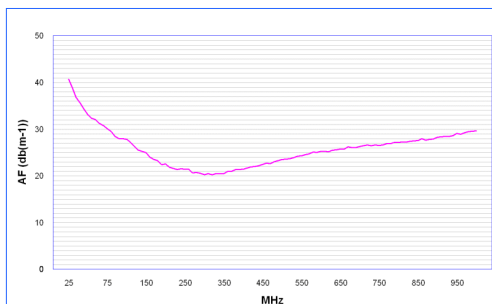
Gain Diagram BicoLOG 20100E



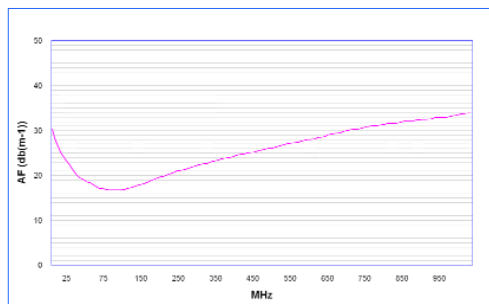
Gain Diagram BicoLOG 20300



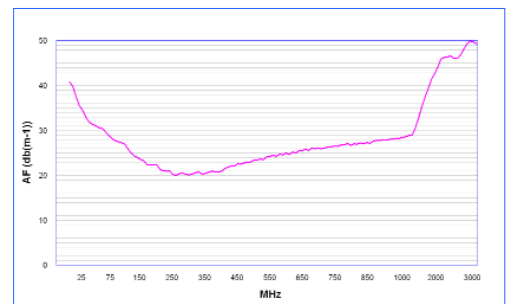
Antenna factor BicoLOG 20100



Antenna factor BicoLOG 20100E



Antenna factor BicoLOG 20300



Recommended accessories for Aaronia Antennas

Heavy Plastic Carrycase PRO

Shock resistant, heavy version with padding. Offers space foam for all BicoLOG® antennas with all accessories. A MUST for the professional user or outdoor usage! Already included with each BicoLOG 30100E or 20100E antenna.

Order/Art.-No.: 244



1m / 5m / 10m SMA-Cable

High quality special SMA cable for connecting any BicoLOG®-Antenna with various test equipment like SPECTRAN RF Spectrum-Analyzer. You can choose between 3 different cables:

- 1m standard SMA cable (RG316U)
- 5m LowLoss SMA cable (especially low damping)
- 10m LowLoss SMA cable (especially low damping)

All versions: SMA plug (male) / SMA plug (male)

Order/Art.-No.: 771 (1m Cable), 772 (5m Cable), 773 (10m Cable)



SMA to N Adapter

This special high quality adapter allows operation of all BicoLOG®-Antenna with any standard spectrum-analyzer with N connector. Especially massive, chrome-plated design. This adapter is usable for very high frequencies up to at least 18GHz. Physical dimensions are just 30x20mm. Nominal impedance 50 Ohms. Layout: SMA socket (female) / N plug (male).

Order/Art.-No.: 770



Pistol grip / miniature tripod

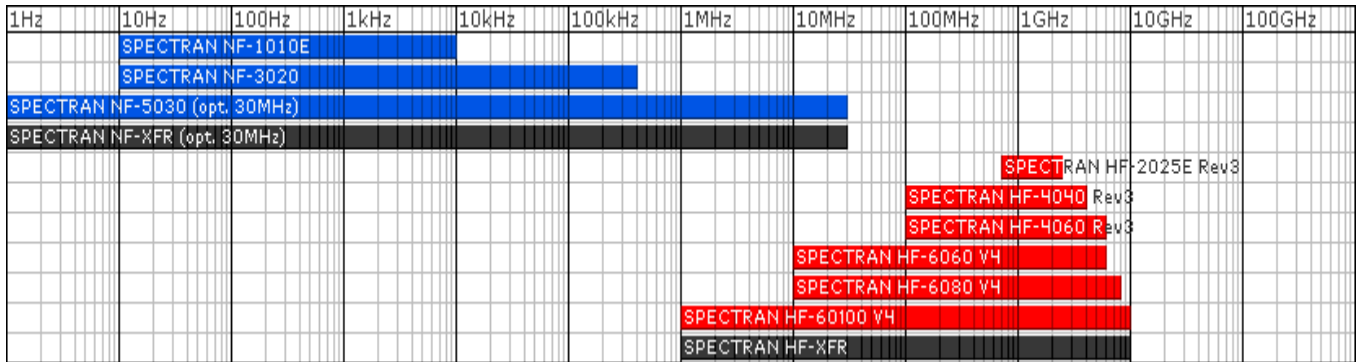
Detachable handle with super-practical miniature tripod mode: this handle is attachable to the backside of the unit and allows optimal handling and even fixed installation of the unit. Strongly recommended for PC use!

Order/Art.-No.: 280

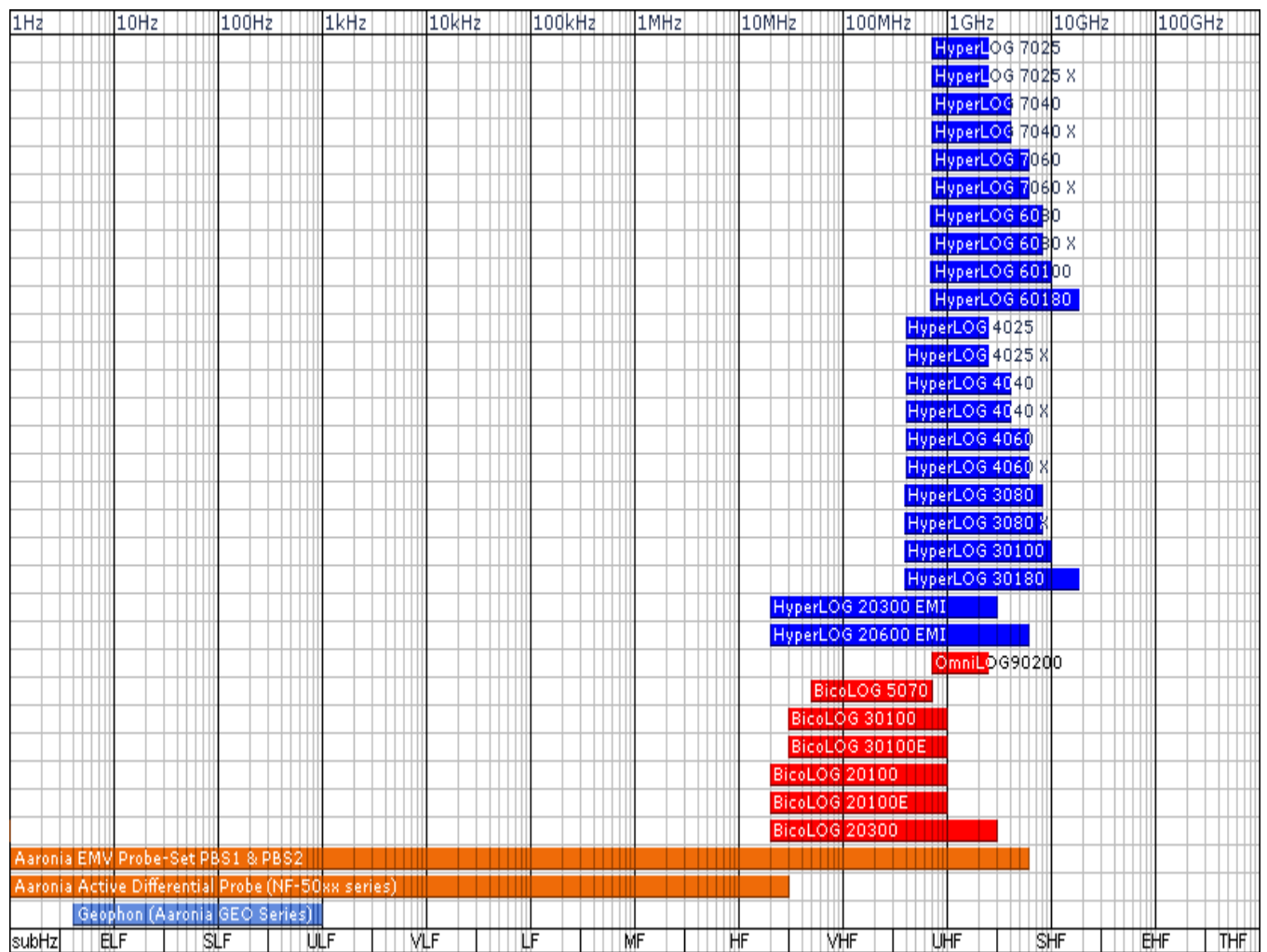


Frequency overview Analyzer & Antennas

Frequency Overview SPECTRAN Spectrum Analyzer



Frequency Overview HyperLOG and BicoLOG Antennas and Probes



References

User of Aeronia Antennas and Spectrum Analyzers (Examples)

Government, Military, aeronautic, astronautic

- ◆ NATO, Belgien
- ◆ Boeing, USA
- ◆ Airbus, Hamburg
- ◆ Bund (Bundeswehr), Leer
- ◆ Bundeswehr (Technische Aufklärung), Hof
- ◆ Lufthansa, Hamburg
- ◆ DLR (Deutsches Zentrum für Luft- und Raumfahrt, Stuttgart)
- ◆ Eurocontrol (Flugüberwachung), Belgien
- ◆ Australian Government Department of Defence, Australien
- ◆ EADS (European Aeronautic Defence & Space Company) GmbH, Ulm
- ◆ Institut für Luft- und Raumfahrtmedizin, Köln
- ◆ Deutscher Wetterdienst, Tauche
- ◆ Polizeipräsidium, Bonn
- ◆ Landesamt für Umweltschutz Sachsen-Anhalt, Halle
- ◆ Zentrale Polizeitechnische Dienste, NRW
- ◆ Bundesamt für Verfassungsschutz, Köln
- ◆ BEV (Bundesamt für Eich- und Vermessungswesen)

Research/Development, Science and Universitys

- ◆ Deutsches Forschungszentrum für Künstliche Intelligenz, Kaiserslautern
- ◆ Universität Freiburg
- ◆ Indonesien Institute of Sience, Indonesien
- ◆ Max-Planck-Institut für Polymerforschung, Mainz
- ◆ Los Alamos National Labratory, USA
- ◆ University of Bahrain, Bahrain
- ◆ University of Florida, USA
- ◆ Universität Erlangen, Erlangen
- ◆ Universität Hannover, Hannover
- ◆ University of Newcastle, Großbritannien
- ◆ Universität Strasbourg, Frankreich
- ◆ Universität Frankfurt, Frankfurt
- ◆ Uni München – Fakultät für Physik, Garching
- ◆ Technische Universität Hamburg, Hamburg
- ◆ Max-Planck Institut für Radioastronomie, Bad Münstereifel
- ◆ Max-Planck-Institut für Quantenoptik, Garching
- ◆ Max-Planck-Institut für Kernphysik, Heidelberg
- ◆ Max-Planck-Institut für Eisenforschung, Düsseldorf
- ◆ Forschungszentrum Karlsruhe, Karlsruhe

Industry

- ◆ Shell Oil Company, USA
- ◆ ATI, USA
- ◆ Fedex, USA
- ◆ Walt Disney, Kalifornien, USA
- ◆ Agilent Technologies Co. Ltd., China
- ◆ Motorola, Brasilien
- ◆ IBM, Schweiz
- ◆ Audi AG, Neckarsulm
- ◆ BMW, München
- ◆ Daimler Chrysler AG, Bremen
- ◆ BASF, Ludwigshafen
- ◆ Deutsche Bahn, Berlin
- ◆ Deutsche Telekom, Weiden
- ◆ Siemens AG, Erlangen
- ◆ Rohde & Schwarz, München
- ◆ Infineon, Österreich
- ◆ Philips Technologie GmbH, Aachen
- ◆ ThyssenKrupp, Stuttgart
- ◆ EnBW, Stuttgart
- ◆ RTL Television, Köln
- ◆ Pro Sieben – SAT 1, Unterföhring
- ◆ Channel 6, Großbritannien
- ◆ WDR, Köln
- ◆ NDR, Hamburg
- ◆ SWR, Baden-Baden
- ◆ Bayerischer Rundfunk, München
- ◆ Carl-Zeiss-Jena GmbH, Jena
- ◆ Anritsu GmbH, Düsseldorf
- ◆ Hewlett Packard, Dornach
- ◆ Robert Bosch GmbH, Plochingen
- ◆ Mercedes Benz, Österreich
- ◆ EnBW Kernkraftwerk GmbH, Neckarwestheim
- ◆ AMD, Dresden
- ◆ Infineon Technologies, Regensburg
- ◆ Intel GmbH, Feldkirchen
- ◆ Philips Semiconductors, Nürnberg
- ◆ Hyundai Europe, Rüsselsheim
- ◆ Saarschmiede GmbH, Völklingen
- ◆ Wilkinson Sword, Solingen
- ◆ IBM Deutschland, Stuttgart
- ◆ Vattenfall, Berlin
- ◆ Fraport, Frankfurt

Aaronia Distributors



Aaronia USA, 651 Amberton Crossing
Suwanee, Georgia 30024 USA
Phone ++1 678-714-2000, Fax ++1 678-714-2092
Email: sales@aaroniausa.com
URL: www.aaroniaUSA.com



Aaronia UK, Bellringer Road, Trentham, Lakes South,
Stoke-on-Trent, ST4 8GB Staffordshire, UK
Phone ++44(0)1782 645 190, Fax ++44(0)870-8700001
Email: sales@aaronia.co.uk
URL: www.aaronia.co.uk



Aaronia Australia, Measurement Innovation Pty Ltd
Perth - Western Australia
Phone ++61 (8) 9437 2550, Fax ++61 (8) 9437 2551
Email: info@measurement.net.au
URL: www.measurement.net.au



Testpribor, Fabriciusa St. 30
Moscow 125363 Russia
Phone ++7 495-225-67-37
Email: testpribor@test-expert.ru
URL: www.test-expert.ru



Aaronia North China, Beijing Mesh Communication
Tech Co. Ltd., No. 2 Huayuan Road, Building 2,
Haidian District, 100191 Beijing, China
Phone ++86 10 822 37 606, Fax ++86 10 822 37 609
Email: sales@bjmesh.com
URL: www.bjmesh.com.cn



Aaronia South China, Shenzhen TORI Wisdom
Technology Co., Ltd, 3BRM, RD FL Luhua Technology
Bldg, Guangxia Road 7, Futian, 518049 Shenzhen, China
Phone ++86 755 888 580 86, Fax +86 755 830 73 418
Email: mail@aaronia-china.com
URL: www.aaronia-china.com



NDN, Janowskiego 15
02-784 Warszawa, Poland
Phone ++48 22 641 1547, Fax ++48 22 641 1547
Email: ndn@ndn.com.pl
URL: www.ndn.com.pl



EKKON SA, Paraná 350, Capital Federal,
1017 Buenos Aires, Argentina
Phone ++ 54 114 123 009 1, Fax ++54 114 372 324 4
Email: info@aaronia-argentina.com.ar
URL: www.aaronia-argentina.com.ar



Mono Tech Ltd, 2 Johanan Hasandlar St.
44641 Kfar-Sava, Israel
Phone ++972 72 2500 290, Fax ++972 9 7654 264
Email: kobi@aaronia.co.il
URL: www.aaronia.co.il



EgeRate Elektronik Muh. ve Tic. Ltd. Sti.,
Perpa Ticaret Merkezi, A Blok Kat: 5 No: 141,
Sisli / Istanbul, Turkey
Phone ++90 212 220 3483, Fax ++90 212 220 7635
Email: info@egerate.com
URL: www.egerate-store.com



Aimil Ltd, B-906, BSEL Tech Park, Opp. Vashi Rly Stn,
400705 Vashi, Navi Mumbai, India
Phone ++91 22 3918 3554, Fax ++91 22 3918 3562
Email: sanjayagarwal@aimil.com
URL: www.aimil.com



VECTOR Technologies Ltd, 40 Diogenous str., 15234
Halandri, Greece
Phone ++30 210 685 8008, Fax ++30 210 6858 8118
Email: info@vectortechnologies.gr
URL: www.vectortechnologies.gr



Tagor Electronic doo
Tihomira Brankovica 21
18000 Nis, Serbia
Phone ++381 18 575 545, Fax ++381 18 217 125
Email: miodrag.stojilkovic@tagor.rs
URL: www.tagor-instrumenti.rs



Made in Germany

Aaronia AG, Gewerbegebiet Aaronia AG, DE-54597 Strickscheid, Germany
Phone ++49(0)6556-93033, Fax ++49(0)6556-93034
Email: mail@aaronia.de URL: www.aaronia.com

Spectran® **HyperLOG®** **BicoLOG®** **OmniLOG®** **Aaronia-Shield®** **Aaronia X-Dream®** **MagnoShield®** **IsoLOG®**

are registered trademarks of Aaronia AG